




## FMD Detection And Serotyping Results

Lab Reference WRL batch Number: WRLFMD/2021/00017

Sender Details:



Date Received: 20/12/2021


Country of Origin\*: JORDAN

Diagnostics work has now been completed in respect of the samples you submitted and the details are as attached.

Results Approved By:




Official Stamp:



Date:

24/1/2022



To help us improve the quality of our service, please send any suggestions or requests to the Reference Laboratory by email ([reflabsfeedback@pirbright.ac.uk](mailto:reflabsfeedback@pirbright.ac.uk)).

## **FMD Detection And Serotyping Results Report**

Lab Reference WRL Batch Number: WRLFMD/2021/00017

Date Received: 20/12/2021 Country Of Origin\*: JORDAN

Date Tests Completed: 24/01/2022

Your Reference*	WRL Reference	Description of Sample*	PCR Result	Serotyping Result by Cell Culture/ELISA
v 72 /2017	JOR 1/2017	CATTLE, tongue, collected 15/02/2017	FMDV GD	O
v108/2017	JOR 2/2017	SHEEP, heart, collected 28/02/2017	FMDV GD	O
v116/ 2017	JOR 3/2017	SHEEP, heart, collected 05/03/2017	FMDV GD	O
v 486/2021	JOR 1/2021	CATTLE, swab, collected 03/11/2021	FMDV GD	O
v 513/2021	JOR 2/2021	CATTLE, epithelium, collected 08/11/2021	NGD	NVD
v 537/2021	JOR 3/2021	CATTLE, epithelium, collected 21/11/2021	FMDV GD	NVD
v 574/2021	JOR 4/2021	CATTLE, epithelium, collected 02/12/2021	FMDV GD	NVD
v 601/2021	JOR 5/2021	SHEEP, swab, collected 06/12/2021	FMDV GD	NVD
v 603/2021	JOR 6/2021	CATTLE, swab, collected 07/12/2021	FMDV GD	O
v 607/2021	JOR 7/2021	CATTLE, epithelium, collected 08/12/2021	FMDV GD	O
v 609/2021	JOR 8/2021	CATTLE, epithelium, collected 08/12/2021	NGD	NVD
v 638/2021	JOR 9/2021	SHEEP, heart, collected 11/12/2021	FMDV GD	NVD

Version 1

NVD - No Virus Detected FMDV GD - FMDV Genome Detected NGD - No Genome Detected

SOPs: WRL-SOP-35 and WRL-SOP-26 (rRT-PCR), WRL-SOP-2 (Virus isolation), WRL-SOP-6 and WRL-SOP-39 (Ag-ELISA)

\* Data supplied by the customer

The results relate only to the samples tested and as received. This report shall not be reproduced, except in full.

<b>Your Reference*</b>	<b>WRL Reference</b>	<b>Description of Sample*</b>	<b>PCR Result</b>	<b>Serotyping Result by Cell Culture/ELISA</b>
v 626/2021	JOR 10/2021	SHEEP, heart, oesophagous, collected 13/12/2021	FMDV GD	O

Results are determined on the basis of the acceptance criteria defined on the validation of the tests described.

**Version 1**                      NVD - No Virus Detected    FMDV GD - FMDV Genome Detected    NGD - No Genome Detected  
SOPs: WRL-SOP-35 and WRL-SOP-26 (rRT-PCR), WRL-SOP-2 (Virus isolation), WRL-SOP-6 and WRL-SOP-39 (Ag-ELISA)

\* Data supplied by the customer

The results relate only to the samples tested and as received. This report shall not be reproduced, except in full.