




4025



## FMD Detection And Serotyping Results

Lab Reference WRL batch Number: WRLFMD/2021/00016

Sender Details:




Date Received: 08/10/2021

Country of Origin\*: NIGERIA


Diagnostics work has now been completed in respect of the samples you submitted and the details are as attached.

Results Approved By:




Date: 8/12/2021

Official Stamp:



*[Faint, illegible text]*



To help us improve the quality of our service, please send any suggestions or requests to the Reference Laboratory by email ([reflabsfeedback@pirbright.ac.uk](mailto:reflabsfeedback@pirbright.ac.uk)).

## **FMD Detection And Serotyping Results Report**

Lab Reference WRL Batch Number: WRLFMD/2021/00016

Date Received: 08/10/2021 Country Of Origin\*: NIGERIA

Date Tests Completed: 08/12/2021

Your Reference*	WRL Reference	Description of Sample*	PCR Result	Serotyping Result by Cell Culture/ELISA
PL/BLD/1/2020	NIG 13/2020	CATTLE, tissue, collected 30/09/2020	FMDV GD	NVD
PL/BLD/2/2020	NIG 14/2020	CATTLE, tissue, collected 30/09/2020	FMDV GD	SAT 2
PL/QUA/1/2020	NIG 15/2020	CATTLE, tissue, collected 01/10/2020	FMDV GD	A
PL/QUA/1/2020	NIG 16/2020	CATTLE, fluid/vesicular, collected 01/10/2020	FMDV GD	A
PL/QUA/2/2020	NIG 17/2020	CATTLE, tissue, collected 01/10/2020	FMDV GD	A
PL/QUA/3/2020	NIG 18/2020	CATTLE, tissue, collected 01/10/2020	FMDV GD	A
PL/QUA/4/2020	NIG 19/2020	CATTLE, tissue, collected 01/10/2020	FMDV GD	A
PL/QUA/5/2020	NIG 20/2020	CATTLE, tissue, collected 01/10/2020	FMDV GD	A
PL/QUA/6/2020	NIG 21/2020	CATTLE, tissue, collected 01/10/2020	FMDV GD	A
PL/QUA/7/2020	NIG 22/2020	CATTLE, tissue, collected 01/10/2020	FMDV GD	A
PL/QUA/8/2020	NIG 23/2020	CATTLE, tissue, collected 01/10/2020	NGD	A
P1/G1/QUA	NIG 24/2020	GOAT, tissue, collected 01/10/2020	FMDV GD	A

Version 1

NVD - No Virus Detected FMDV GD - FMDV Genome Detected NGD - No Genome Detected

SOPs: WRL-SOP-35 and WRL-SOP-26 (rRT-PCR), WRL-SOP-2 (Virus isolation), WRL-SOP-6 and WRL-SOP-39 (Ag-ELISA)

\* Data supplied by the customer

The results relate only to the samples tested and as received. This report shall not be reproduced, except in full.

Your Reference*	WRL Reference	Description of Sample*	PCR Result	Serotyping Result by Cell Culture/ELISA
P1/G4/QUA	NIG 25/2020	GOAT, tissue, collected 01/10/2020	FMDV GD	A
P1/G5/QUA	NIG 26/2020	GOAT, tissue, collected 01/10/2020	NGD	NVD
KD/KGR/1/2020	NIG 27/2020	CATTLE, tissue, collected 02/10/2020	FMDV GD	NVD
KD/KGR/2/2020	NIG 28/2020	CATTLE, tissue, collected 02/10/2020	FMDV GD	NVD
KD/KGR/3/2020	NIG 29/2020	CATTLE, tissue, collected 02/10/2020	FMDV GD	NVD
KD/KGR/4/2020	NIG 30/2020	CATTLE, tissue, collected 02/10/2020	FMDV GD	NVD
KD/KGR/5/2020	NIG 31/2020	CATTLE, tissue, collected 02/10/2020	FMDV GD	NVD
KD/KGR/6/2020	NIG 32/2020	CATTLE, tissue, collected 02/10/2020	FMDV GD	NVD
KD/KGR/7/2020	NIG 33/2020	CATTLE, tissue, collected 02/10/2020	FMDV GD	NVD
KD/KGR/8/2020	NIG 34/2020	CATTLE, tissue, collected 02/10/2020	FMDV GD	NVD
KD/KGR/9/2020	NIG 35/2020	CATTLE, tissue, collected 02/10/2020	FMDV GD	NVD
KD/KGR/10/2020	NIG 36/2020	CATTLE, tissue, collected 02/10/2020	FMDV GD	NVD
PL/KK/1/2020	NIG 37/2020	CATTLE, tissue, collected 06/10/2020	FMDV GD	O

**Version 1**                      NVD - No Virus Detected    FMDV GD - FMDV Genome Detected    NGD - No Genome Detected  
SOPs: WRL-SOP-35 and WRL-SOP-26 (rRT-PCR), WRL-SOP-2 (Virus isolation), WRL-SOP-6 and WRL-SOP-39 (Ag-ELISA)

\* Data supplied by the customer

The results relate only to the samples tested and as received. This report shall not be reproduced, except in full.

Your Reference*	WRL Reference	Description of Sample*	PCR Result	Serotyping Result by Cell Culture/ELISA
PL/KK/2/2020	NIG 38/2020	CATTLE, tissue, collected 06/10/2020	FMDV GD	O
PL/KK/3/2020	NIG 39/2020	CATTLE, tissue, collected 06/10/2020	FMDV GD	O
PL/KK/4/2020	NIG 40/2020	CATTLE, tissue, collected 06/10/2020	FMDV GD	O
PL/KK/5/2020	NIG 41/2020	CATTLE, tissue, collected 06/10/2020	FMDV GD	O
PL/KK/6/2020	NIG 42/2020	CATTLE, tissue, collected 06/10/2020	FMDV GD	O
PL/KK/7/2020	NIG 43/2020	CATTLE, tissue, collected 06/10/2020	FMDV GD	O
PL/KK/8/2020	NIG 44/2020	CATTLE, tissue, collected 06/10/2020	FMDV GD	O
P2/S3/KK	NIG 45/2020	SHEEP, tissue, collected 06/10/2020	FMDV GD	O
PL/BK/1/2020	NIG 46/2020	CATTLE, tissue, collected 07/10/2020	FMDV GD	O
PL/BK/2/2020	NIG 47/2020	CATTLE, tissue, collected 07/10/2020	FMDV GD	O
PL/BK/3/2020	NIG 48/2020	CATTLE, tissue, collected 07/10/2020	FMDV GD	O
PL/BK/4/2020	NIG 49/2020	CATTLE, tissue, collected 07/10/2020	FMDV GD	O
PL/BK/5/2020	NIG 50/2020	CATTLE, tissue, collected 07/10/2020	NGD	NVD

Version 1

NVD - No Virus Detected FMDV GD - FMDV Genome Detected NGD - No Genome Detected

SOPs: WRL-SOP-35 and WRL-SOP-26 (rRT-PCR), WRL-SOP-2 (Virus isolation), WRL-SOP-6 and WRL-SOP-39 (Ag-ELISA)

\* Data supplied by the customer

The results relate only to the samples tested and as received. This report shall not be reproduced, except in full.

Your Reference*	WRL Reference	Description of Sample*	PCR Result	Serotyping Result by Cell Culture/ELISA
PL/BK/6/2020	NIG 51/2020	CATTLE, tissue, collected 08/10/2020	FMDV GD	SAT 2
PL/BK/7/2020	NIG 52/2020	CATTLE, tissue, collected 08/10/2020	FMDV GD	O
PL/BK/8/2020	NIG 53/2020	CATTLE, tissue, collected 08/10/2020	FMDV GD	O
PL/BK/9/2020	NIG 54/2020	CATTLE, tissue, collected 08/10/2020	FMDV GD	O
PL/BK/10/2020	NIG 55/2020	CATTLE, tissue, collected 08/10/2020	FMDV GD	O
PL/BK/11/2020	NIG 56/2020	CATTLE, tissue, collected 08/10/2020	FMDV GD	SAT 2
PL/BK/12/2020	NIG 57/2020	CATTLE, tissue, collected 08/10/2020	FMDV GD	SAT 2
PL/BK/13/2020	NIG 58/2020	CATTLE, tissue, collected 08/10/2020	FMDV GD	O
PL/BK/14/2020	NIG 59/2020	CATTLE, tissue, collected 08/10/2020	FMDV GD	SAT 2
PL/BK/15/2020	NIG 60/2020	CATTLE, tissue, collected 08/10/2020	FMDV GD	SAT 2
PL/KOM/1/2020	NIG 61/2020	CATTLE, tissue, collected 10/10/2020	NGD	NVD
PL/KOM/2/2020	NIG 62/2020	CATTLE, tissue, collected 10/10/2020	FMDV GD	O
PL/KOM/3/2020	NIG 63/2020	CATTLE, tissue, collected 10/10/2020	FMDV GD	NVD

**Version 1** NVD - No Virus Detected FMDV GD - FMDV Genome Detected NGD - No Genome Detected  
SOPs: WRL-SOP-35 and WRL-SOP-26 (rRT-PCR), WRL-SOP-2 (Virus isolation), WRL-SOP-6 and WRL-SOP-39 (Ag-ELISA)

\* Data supplied by the customer

The results relate only to the samples tested and as received. This report shall not be reproduced, except in full.

Your Reference*	WRL Reference	Description of Sample*	PCR Result	Serotyping Result by Cell Culture/ELISA
KD/KGR/11/2020	NIG 64/2020	CATTLE, tissue, collected 12/10/2020	FMDV GD	NVD
KD/KGR/12/2020	NIG 65/2020	CATTLE, tissue, collected 12/10/2020	FMDV GD	NVD
KD/KGR/13/2020	NIG 66/2020	CATTLE, tissue, collected 12/10/2020	FMDV GD	NVD
KD/KGR/14/2020	NIG 67/2020	CATTLE, tissue, collected 12/10/2020	FMDV GD	NVD
KD/KGR/15/2020	NIG 68/2020	CATTLE, tissue, collected 12/10/2020	FMDV GD	NVD
KD/KGR/16/2020	NIG 69/2020	CATTLE, tissue, collected 12/10/2020	FMDV GD	NVD
KD/KGR/17/2020	NIG 70/2020	CATTLE, tissue, collected 12/10/2020	FMDV GD	NVD
KD/KGR/18/2020	NIG 71/2020	CATTLE, tissue, collected 12/10/2020	FMDV GD	NVD
KD/KGR/19/2020	NIG 72/2020	CATTLE, tissue, collected 12/10/2020	FMDV GD	NVD
PL/BS/1/2020	NIG 73/2020	CATTLE, tissue, collected 13/10/2020	FMDV GD	O
PL/BS/2/2020	NIG 74/2020	CATTLE, tissue, collected 13/10/2020	FMDV GD	O
PL/BS/3/2020	NIG 75/2020	CATTLE, tissue, collected 13/10/2020	FMDV GD	O
PL/BS/4/2020	NIG 76/2020	CATTLE, tissue, collected 13/10/2020	FMDV GD	NVD

**Version 1** NVD - No Virus Detected FMDV GD - FMDV Genome Detected NGD - No Genome Detected  
SOPs: WRL-SOP-35 and WRL-SOP-26 (rRT-PCR), WRL-SOP-2 (Virus isolation), WRL-SOP-6 and WRL-SOP-39 (Ag-ELISA)

\* Data supplied by the customer

The results relate only to the samples tested and as received. This report shall not be reproduced, except in full.

Your Reference*	WRL Reference	Description of Sample*	PCR Result	Serotyping Result by Cell Culture/ELISA
PL/BS/5/2020	NIG 77/2020	CATTLE, tissue, collected 13/10/2020	FMDV GD	O
P10/S1/BS	NIG 78/2020	SHEEP, tissue, collected 13/10/2020	FMDV GD	O
P10/S4/BS	NIG 79/2020	SHEEP, tissue, collected 13/10/2020	NGD	NVD
P10/S5/BS	NIG 80/2020	SHEEP, tissue, collected 13/10/2020	FMDV GD	O
PL/SHD/1/2020	NIG 81/2020	CATTLE, tissue, collected 15/10/2020	FMDV GD	A
PL/SHD/2/2020	NIG 82/2020	CATTLE, tissue, collected 15/10/2020	FMDV GD	A
PL/SHD/3/2020	NIG 83/2020	CATTLE, tissue, collected 15/10/2020	FMDV GD	A
PL/SHD/4/2020	NIG 84/2020	CATTLE, tissue, collected 15/10/2020	FMDV GD	A
PL/SHD/5/2020	NIG 85/2020	CATTLE, tissue, collected 15/10/2020	FMDV GD	A
PL/SHD/6/2020	NIG 86/2020	CATTLE, tissue, collected 15/10/2020	FMDV GD	A
PL/SHD/7/2020	NIG 87/2020	CATTLE, tissue, collected 15/10/2020	FMDV GD	A
PL/BS/6/2020	NIG 88/2020	CATTLE, tissue, collected 16/10/2020	FMDV GD	O
PL/BS/7/2020	NIG 89/2020	CATTLE, tissue, collected 16/10/2020	FMDV GD	A

**Version 1** NVD - No Virus Detected FMDV GD - FMDV Genome Detected NGD - No Genome Detected  
SOPs: WRL-SOP-35 and WRL-SOP-26 (rRT-PCR), WRL-SOP-2 (Virus isolation), WRL-SOP-6 and WRL-SOP-39 (Ag-ELISA)

\* Data supplied by the customer

The results relate only to the samples tested and as received. This report shall not be reproduced, except in full.

Your Reference*	WRL Reference	Description of Sample*	PCR Result	Serotyping Result by Cell Culture/ELISA
PL/BS/8/2020	NIG 90/2020	CATTLE, tissue, collected 16/10/2020	FMDV GD	A
PL/BLD/3/2020	NIG 91/2020	CATTLE, tissue, collected 03/11/2020	FMDV GD	SAT 2
PL/BLD/4/2020	NIG 92/2020	CATTLE, tissue, collected 03/11/2020	FMDV GD	SAT 2, O
PL/BLD/5/2020	NIG 93/2020	CATTLE, tissue, collected 03/11/2020	FMDV GD	O
PL/BLD/6/2020	NIG 94/2020	CATTLE, tissue, collected 03/11/2020	FMDV GD	O
PL/BLD/7/2020	NIG 95/2020	CATTLE, tissue, collected 03/11/2020	FMDV GD	O
PL/BLD/8/2020	NIG 96/2020	CATTLE, tissue, collected 03/11/2020	FMDV GD	O
PL/BLD/9/2020	NIG 97/2020	CATTLE, tissue, collected 03/11/2020	FMDV GD	O
PL/BLD/10/2020	NIG 98/2020	CATTLE, tissue, collected 03/11/2020	FMDV GD	O
PL/BLD/11/2020	NIG 99/2020	CATTLE, tissue, collected 03/11/2020	FMDV GD	O
PL/PKS/1/2020	NIG 100/2020	CATTLE, tissue, collected 04/11/2020	FMDV GD	A
PL/PKS/2/2020	NIG 101/2020	CATTLE, tissue, collected 04/11/2020	FMDV GD	A
P15/S6/PKS	NIG 102/2020	SHEEP, tissue, collected 04/11/2020	NGD	NVD

**Version 1**

NVD - No Virus Detected FMDV GD - FMDV Genome Detected NGD - No Genome Detected

SOPs: WRL-SOP-35 and WRL-SOP-26 (rRT-PCR), WRL-SOP-2 (Virus isolation), WRL-SOP-6 and WRL-SOP-39 (Ag-ELISA)

\* Data supplied by the customer

The results relate only to the samples tested and as received. This report shall not be reproduced, except in full.



Your Reference*	WRL Reference	Description of Sample*	PCR Result	Serotyping Result by Cell Culture/ELISA
P15/S8/PKS	NIG 103/2020	SHEEP, tissue, collected 04/11/2020	NGD	NVD
PL/BK/16/2020	NIG 104/2020	CATTLE, tissue, collected 04/12/2020	FMDV GD	O
PL/BK/17/2020	NIG 105/2020	CATTLE, tissue, collected 04/12/2020	FMDV GD	O
PL/BK/18/2020	NIG 106/2020	CATTLE, tissue, collected 04/12/2020	FMDV GD	O
PL/BK/19/2020	NIG 107/2020	CATTLE, tissue, collected 04/12/2020	FMDV GD	O
PL/BK/20/2020	NIG 108/2020	CATTLE, tissue, collected 04/12/2020	FMDV GD	O
PL/WS/1/21	NIG 1/2021	CATTLE, tissue, collected 08/09/2021	FMDV GD	SAT 2
PL/WS/2/21	NIG 2/2021	CATTLE, tissue, collected 08/09/2021	FMDV GD	SAT 2
PL/WS/3/21	NIG 3/2021	CATTLE, tissue, collected 08/09/2021	FMDV GD	SAT 2
PL/WS/4/21	NIG 4/2021	CATTLE, tissue, collected 08/09/2021	FMDV GD	SAT 2
PL/WS/5/21	NIG 5/2021	CATTLE, tissue, collected 08/09/2021	FMDV GD	SAT 2
PL/WS/6/21	NIG 6/2021	CATTLE, tissue, collected 08/09/2021	FMDV GD	SAT 2
PL/JS/1/21	NIG 7/2021	CATTLE, tissue, collected 30/09/2021	FMDV GD	O

**Version 1** NVD - No Virus Detected FMDV GD - FMDV Genome Detected NGD - No Genome Detected  
SOPs: WRL-SOP-35 and WRL-SOP-26 (rRT-PCR), WRL-SOP-2 (Virus isolation), WRL-SOP-6 and WRL-SOP-39 (Ag-ELISA)

\* Data supplied by the customer

The results relate only to the samples tested and as received. This report shall not be reproduced, except in full.

<b>Your Reference*</b>	<b>WRL Reference</b>	<b>Description of Sample*</b>	<b>PCR Result</b>	<b>Serotyping Result by Cell Culture/ELISA</b>
PL/JS/2/21	NIG 8/2021	CATTLE, tissue, collected 30/09/2021	FMDV GD	O
PL/JS/3/21	NIG 9/2021	CATTLE, tissue, collected 30/09/2021	FMDV GD	O
PL/JS/4/21	NIG 10/2021	CATTLE, tissue, collected 30/09/2021	FMDV GD	O

Results are determined on the basis of the acceptance criteria defined on the validation of the tests described.

**Version 1**                      NVD - No Virus Detected    FMDV GD - FMDV Genome Detected    NGD - No Genome Detected  
SOPs: WRL-SOP-35 and WRL-SOP-26 (rRT-PCR), WRL-SOP-2 (Virus isolation), WRL-SOP-6 and WRL-SOP-39 (Ag-ELISA)

\* Data supplied by the customer

The results relate only to the samples tested and as received. This report shall not be reproduced, except in full.