



FMD Detection And Serotyping Results

Lab Reference WRL batch Number: WRLFMD/2021/00010

Sender Details:




Date Received: 05/07/2021

Country of Origin*: KENYA

Diagnostics work has now been completed in respect of the samples you submitted and the details are as attached.



Results Approved By:



Date:

12/8/2021

Official Stamp:



To help us improve the quality of our service, please send any suggestions or requests to the Reference Laboratory by email (reflabsfeedback@pirbright.ac.uk).

FMD Detection And Serotyping Results Report

Lab Reference WRL Batch Number: WRLFMD/2021/00010

Date Received: 05/07/2021 Country Of Origin*: KENYA

Date Tests Completed: 10/08/2021

Your Reference*	WRL Reference	Description of Sample*	PCR Result	Serotyping Result by Cell Culture/ELISA
K28/20	KEN 1/2020	CATTLE, original suspension/epithelium, collected 16/01/2020	FMDV GD	NVD
K31/20	KEN 2/2020	CATTLE, epithelium, collected 20/01/2020	FMDV GD	O
K10/20	KEN 3/2020	CATTLE, epithelium, collected 01/04/2020	FMDV GD	SAT 1
K114/20	KEN 4/2020	CATTLE, original suspension/epithelium, collected 09/04/2020	FMDV GD	NVD
K83/20	KEN 5/2020	CATTLE, fluid/epithelium, collected 22/05/2020	FMDV GD	O
K86/20	KEN 6/2020	CATTLE, epithelium, collected 29/05/2020	FMDV GD	O
K103/20	KEN 7/2020	CATTLE, epithelium, collected 13/08/2020	FMDV GD	O
K13/20	KEN 8/2020	CATTLE, original suspension/epithelium, collected 01/09/2020	FMDV GD	O
K16/20	KEN 9/2020	CATTLE, epithelium, collected 01/10/2020	FMDV GD	SAT 1
K116/20	KEN 10/2020	CATTLE, original suspension/epithelium, collected 29/10/2020	FMDV GD	O
K1/21	KEN 1/2021	CATTLE, epithelium, collected 08/01/2021	FMDV GD	O
K3/21	KEN 2/2021	CATTLE, epithelium, collected 18/01/2021	FMDV GD	O

Version 1

NVD - No Virus Detected FMDV GD - FMDV Genome Detected NGD - No Genome Detected

SOPs: WRL-SOP-35 and WRL-SOP-26 (rRT-PCR), WRL-SOP-2 (Virus isolation), WRL-SOP-6 and WRL-SOP-39 (Ag-ELISA)

* Data supplied by the customer

The results relate only to the samples tested and as received. This report shall not be reproduced, except in full.

Your Reference*	WRL Reference	Description of Sample*	PCR Result	Serotyping Result by Cell Culture/ELISA
K6/21	KEN 3/2021	CATTLE, epithelium, collected 18/01/2021	FMDV GD	O
K10/21	KEN 4/2021	CATTLE, epithelium, collected 21/01/2021	FMDV GD	O
K13/21	KEN 5/2021	CATTLE, epithelium, collected 26/01/2021	FMDV GD	O
K19/21	KEN 6/2021	CATTLE, epithelium, collected 05/02/2021	FMDV GD	O
K24/21	KEN 7/2021	CATTLE, fluid/original suspension/epithelium, collected 17/02/2021	NGD	NVD
K28/21	KEN 8/2021	CATTLE, epithelium, collected 18/02/2021	FMDV GD	O
K35/21	KEN 9/2021	CATTLE, original suspension, collected 04/03/2021	FMDV GD	NVD
K42/21	KEN 10/2021	CATTLE, original suspension, collected 11/03/2021	FMDV GD	A

Results are determined on the basis of the acceptance criteria defined on the validation of the tests described.

Version 1 NVD - No Virus Detected FMDV GD - FMDV Genome Detected NGD - No Genome Detected
SOPs: WRL-SOP-35 and WRL-SOP-26 (rRT-PCR), WRL-SOP-2 (Virus isolation), WRL-SOP-6 and WRL-SOP-39 (Ag-ELISA)

* Data supplied by the customer

The results relate only to the samples tested and as received. This report shall not be reproduced, except in full.