




FMD Detection And Serotyping Results

Lab Reference WRL batch Number: WRLFMD/2021/00008

Sender Details:



Date Received: 08/06/2021



Country of Origin*: ZAMBIA

Diagnostics work has now been completed in respect of the samples you submitted and the details are as attached.

Results Approved By:

Official Stamp:

Date



c.c.: L Bakkali-Kassimi, A Bin-tarif, D King, M Henstock, H Hicks, N Knowles, A Ludi, N Mapitse, S Metwally, V Mioulet, J Pinto, K Sumption, J Wadsworth, B Wood, FAO Circulation, OIE Animal Health Information, Regional OIE Delegate.

To help us improve the quality of our service, please send any suggestions or requests to the Reference Laboratory by email (reflabsfeedback@pirbright.ac.uk).

Version 1

* Data supplied by the customer

Page 1 of 9

Batch: IAHB/2021/00534

FMD Detection And Serotyping Results Report

Lab Reference WRL Batch Number: WRLFMD/2021/00008

Date Received: 08/06/2021 Country Of Origin*: ZAMBIA

Date Tests Completed: 20/07/2021

Your Reference*	WRL Reference	Description of Sample*	PCR Result	Serotyping Result by Cell Culture/ELISA
cvri 46/20	ZAM 2/2017	CATTLE, tissue, collected 01/04/2017	FMDV GD	NVD
cvri 45/20	ZAM 3/2017	CATTLE, tissue, collected 01/04/2017	FMDV GD	NVD
cvri 44/20	ZAM 4/2017	CATTLE, tissue, collected 01/04/2017	FMDV GD	NVD
1	ZAM 5/2017	BUFFALO, other, collected 20/08/2017	NGD	NVD
2	ZAM 6/2017	BUFFALO, other, collected 20/08/2017	NGD	NVD
3	ZAM 7/2017	BUFFALO, other, collected 20/08/2017	NGD	NVD
4	ZAM 8/2017	BUFFALO, other, collected 20/08/2017	NGD	NVD
5	ZAM 9/2017	BUFFALO, other, collected 20/08/2017	NGD	NVD
6	ZAM 10/2017	BUFFALO, other, collected 20/08/2017	NGD	NVD
7	ZAM 11/2017	BUFFALO, other, collected 20/08/2017	NGD	NVD
cvri 02/18	ZAM 7/2018	CATTLE, tissue, collected 03/01/2018	FMDV GD	NVD
cvri 03/18	ZAM 8/2018	CATTLE, tissue, collected 03/01/2018	FMDV GD	NVD

Version 1

NVD - No Virus Detected FMDV GD - FMDV Genome Detected NGD - No Genome Detected

SOPs: WRL-SOP-35 and WRL-SOP-26 (rRT-PCR), WRL-SOP-2 (Virus isolation), WRL-SOP-6 and WRL-SOP-39 (Ag-ELISA)

* Data supplied by the customer

The results relate only to the samples tested and as received. This report shall not be reproduced, except in full.

Your Reference*	WRL Reference	Description of Sample*	PCR Result	Serotyping Result by Cell Culture/ELISA
cvri 04/18	ZAM 9/2018	CATTLE, tissue, collected 03/01/2018	FMDV GD	SAT 3
646/2018	ZAM 10/2018	CATTLE, tissue, collected 29/05/2018	FMDV GD	NVD
cvri 43/20	ZAM 11/2018	CATTLE, tissue, collected 17/09/2018	FMDV GD	NVD
cvri 27/19	ZAM 13/2019	CATTLE, tissue, collected 01/04/2019	FMDV GD	NVD
cvri 28/19	ZAM 14/2019	CATTLE, tissue, collected 25/04/2019	NGD	NVD
cvri 29/19	ZAM 15/2019	CATTLE, tissue, collected 31/05/2019	FMDV GD	O
cvri 30/19	ZAM 16/2019	CATTLE, tissue, collected 31/05/2019	FMDV GD	O
cvri 31/19	ZAM 17/2019	PIG, tissue, collected 05/06/2019	FMDV GD	NVD
cvri 32/19	ZAM 18/2019	PIG, tissue, collected 05/06/2019	FMDV GD	O
cvri 33/19	ZAM 19/2019	CATTLE, tissue, collected 05/06/2019	FMDV GD	NVD
cvri 61/19	ZAM 20/2019	CATTLE, tissue, collected 28/06/2019	FMDV GD	O
cvri 62/19	ZAM 21/2019	CATTLE, tissue, collected 28/06/2019	FMDV GD	O
33	ZAM 22/2019	BUFFALLO, other, collected 10/07/2019	NGD	NVD

Version 1 NVD - No Virus Detected FMDV GD - FMDV Genome Detected NGD - No Genome Detected
SOPs: WRL-SOP-35 and WRL-SOP-26 (rRT-PCR), WRL-SOP-2 (Virus isolation), WRL-SOP-6 and WRL-SOP-39 (Ag-ELISA)

* Data supplied by the customer

The results relate only to the samples tested and as received. This report shall not be reproduced, except in full.

Your Reference*	WRL Reference	Description of Sample*	PCR Result	Serotyping Result by Cell Culture/ELISA
34	ZAM 23/2019	BUFFALO, other, collected 10/07/2019	NGD	NVD
cvri 63/19	ZAM 24/2019	CATTLE, tissue, collected 17/07/2019	NGD	O
cvri 66/19	ZAM 25/2019	CATTLE, tissue, collected 17/07/2019	NGD	NVD
cvri 67/19	ZAM 26/2019	CATTLE, tissue, collected 17/07/2019	FMDV GD	O
cvri 70/19	ZAM 27/2019	CATTLE, tissue, collected 17/07/2019	FMDV GD	O
cvri 95/19	ZAM 28/2019	CATTLE, tissue, collected 07/08/2019	FMDV GD	O
8	ZAM 29/2019	BUFFALO, other, collected 07/08/2019	NGD	NVD
9	ZAM 30/2019	BUFFALO, other, collected 07/08/2019	NGD	NVD
10	ZAM 31/2019	BUFFALO, other, collected 07/08/2019	NGD	NVD
11	ZAM 32/2019	BUFFALO, other, collected 07/08/2019	NGD	NVD
12	ZAM 33/2019	BUFFALO, other, collected 07/08/2019	NGD	NVD
13	ZAM 34/2019	BUFFALO, other, collected 07/08/2019	NGD	NVD
14	ZAM 35/2019	BUFFALO, other, collected 07/08/2019	NGD	NVD

Version 1 NVD - No Virus Detected FMDV GD - FMDV Genome Detected NGD - No Genome Detected
SOPs: WRL-SOP-35 and WRL-SOP-26 (rRT-PCR), WRL-SOP-2 (Virus isolation), WRL-SOP-6 and WRL-SOP-39 (Ag-ELISA)

* Data supplied by the customer

The results relate only to the samples tested and as received. This report shall not be reproduced, except in full.

Your Reference*	WRL Reference	Description of Sample*	PCR Result	Serotyping Result by Cell Culture/ELISA
15	ZAM 36/2019	BUFFALO, other, collected 07/08/2019	NGD	NVD
16	ZAM 37/2019	BUFFALO, other, collected 07/08/2019	NGD	NVD
17	ZAM 38/2019	BUFFALO, other, collected 09/08/2019	NGD	NVD
18	ZAM 39/2019	BUFFALO, other, collected 09/08/2019	NGD	NVD
19	ZAM 40/2019	BUFFALO, other, collected 09/08/2019	NGD	NVD
20	ZAM 41/2019	BUFFALO, other, collected 09/08/2019	NGD	NVD
21	ZAM 42/2019	BUFFALO, other, collected 09/08/2019	NGD	NVD
22	ZAM 43/2019	BUFFALO, other, collected 09/08/2019	NGD	NVD
23	ZAM 44/2019	BUFFALO, other, collected 09/08/2019	NGD	NVD
24	ZAM 45/2019	BUFFALO, other, collected 09/08/2019	NGD	NVD
25	ZAM 46/2019	BUFFALO, other, collected 09/08/2019	NGD	NVD
26	ZAM 47/2019	BUFFALO, other, collected 09/08/2019	NGD	NVD
27	ZAM 48/2019	BUFFALO, other, collected 09/08/2019	NGD	NVD

Version 1

NVD - No Virus Detected FMDV GD - FMDV Genome Detected NGD - No Genome Detected
SOPs: WRL-SOP-35 and WRL-SOP-26 (rRT-PCR), WRL-SOP-2 (Virus isolation), WRL-SOP-6 and WRL-SOP-39 (Ag-ELISA)

* Data supplied by the customer

The results relate only to the samples tested and as received. This report shall not be reproduced, except in full.

Your Reference*	WRL Reference	Description of Sample*	PCR Result	Serotyping Result by Cell Culture/ELISA
28	ZAM 49/2019	BUFFALO, other, collected 09/08/2019	NGD	NVD
29	ZAM 50/2019	BUFFALO, other, collected 11/08/2019	NGD	NVD
30	ZAM 51/2019	BUFFALO, other, collected 11/08/2019	NGD	NVD
31	ZAM 52/2019	BUFFALO, other, collected 11/08/2019	NGD	NVD
32	ZAM 53/2019	BUFFALO, other, collected 11/08/2019	NGD	NVD
cvri 96/19	ZAM 54/2019	CATTLE, tissue, collected 01/09/2019	FMDV GD	O
cvri 91/19	ZAM 55/2019	CATTLE, tissue, collected 06/09/2019	FMDV GD	O
cvri 92/19	ZAM 56/2019	CATTLE, tissue, collected 06/09/2019	FMDV GD	O
cvri 80/19	ZAM 57/2019	CATTLE, tissue, collected 01/10/2019	FMDV GD	O
cvri 93/19	ZAM 58/2019	CATTLE, tissue, collected 01/10/2019	FMDV GD	O
cvri 94/19	ZAM 59/2019	CATTLE, tissue, collected 01/10/2019	FMDV GD	NVD
cvri 88/19	ZAM 60/2019	CATTLE, tissue, collected 17/10/2019	FMDV GD	O
cvri 83/19	ZAM 61/2019	CATTLE, tissue, collected 01/11/2019	FMDV GD	NVD

Version 1 NVD - No Virus Detected FMDV GD - FMDV Genome Detected NGD - No Genome Detected
SOPs: WRL-SOP-35 and WRL-SOP-26 (rRT-PCR), WRL-SOP-2 (Virus isolation), WRL-SOP-6 and WRL-SOP-39 (Ag-ELISA)

* Data supplied by the customer

The results relate only to the samples tested and as received. This report shall not be reproduced, except in full.

Your Reference*	WRL Reference	Description of Sample*	PCR Result	Serotyping Result by Cell Culture/ELISA
cvri 84/19	ZAM 62/2019	CATTLE, tissue, collected 01/12/2019	FMDV GD	O
cvri 47/20	ZAM 1/2020	PIG, fluid, collected 05/02/2020	FMDV GD	O
cvri 47/20	ZAM 2/2020	PIG, tissue, collected 05/02/2020	FMDV GD	O
cvri 11/20	ZAM 3/2020	CATTLE, tissue, collected 16/03/2020	FMDV GD	O
cvri 10/20	ZAM 4/2020	CATTLE, tissue, collected 16/03/2020	FMDV GD	O
cvri 23/20	ZAM 5/2020	CATTLE, tissue, collected 15/05/2020	FMDV GD	NVD
cvri 22/20	ZAM 6/2020	CATTLE, tissue, collected 15/05/2020	FMDV GD	O
cvri 24/20	ZAM 7/2020	CATTLE, tissue, collected 15/05/2020	FMDV GD	O
cvri 28/20	ZAM 8/2020	CATTLE, tissue, collected 10/08/2020	FMDV GD	O
cvri 25/20	ZAM 9/2020	CATTLE, tissue, collected 10/08/2020	FMDV GD	O
cvri 27/20	ZAM 10/2020	CATTLE, tissue, collected 10/08/2020	FMDV GD	O
cvri 29/20	ZAM 11/2020	CATTLE, tissue, collected 18/08/2020	FMDV GD	O
cvri 30/20	ZAM 12/2020	CATTLE, tissue, collected 18/08/2020	FMDV GD	O

Version 1

NVD - No Virus Detected FMDV GD - FMDV Genome Detected NGD - No Genome Detected
SOPs: WRL-SOP-35 and WRL-SOP-26 (rRT-PCR), WRL-SOP-2 (Virus isolation), WRL-SOP-6 and WRL-SOP-39 (Ag-ELISA)

* Data supplied by the customer

The results relate only to the samples tested and as received. This report shall not be reproduced, except in full.

Your Reference*	WRL Reference	Description of Sample*	PCR Result	Serotyping Result by Cell Culture/ELISA
cvri 31/20	ZAM 13/2020	CATTLE, tissue, collected 18/08/2020	FMDV GD	NVD
cvri 37/20	ZAM 14/2020	CATTLE, tissue, collected 28/10/2020	FMDV GD	O
cvri 38/20	ZAM 15/2020	CATTLE, tissue, collected 28/10/2020	FMDV GD	O
cvri 39/20	ZAM 16/2020	CATTLE, tissue, collected 28/10/2020	FMDV GD	O
cvri 29/21	ZAM 17/2020	CATTLE, tissue, collected 29/10/2020	NGD	NVD
cvri 30/21	ZAM 18/2020	CATTLE, tissue, collected 29/10/2020	NGD	NVD
cvri 40/20	ZAM 19/2020	CATTLE, tissue, collected 25/11/2020	FMDV GD	SAT 2
cvri 41/20	ZAM 20/2020	CATTLE, tissue, collected 25/11/2020	FMDV GD	NVD
cvri42/20	ZAM 21/2020	CATTLE, tissue, collected 25/11/2020	NGD	NVD
cvri 13/21	ZAM 1/2021	CATTLE, tissue, collected 23/02/2021	FMDV GD	NVD
cvri 12/21	ZAM 2/2021	CATTLE, tissue, collected 23/02/2021	FMDV GD	SAT 2
cvri 01/21	ZAM 3/2021	CATTLE, tissue, collected 06/03/2021	FMDV GD	SAT 2
cvri 05/21	ZAM 4/2021	CATTLE, tissue, collected 06/03/2021	FMDV GD	SAT 2

Version 1 NVD - No Virus Detected FMDV GD - FMDV Genome Detected NGD - No Genome Detected
SOPs: WRL-SOP-35 and WRL-SOP-26 (rRT-PCR), WRL-SOP-2 (Virus isolation), WRL-SOP-6 and WRL-SOP-39 (Ag-ELISA)

* Data supplied by the customer

The results relate only to the samples tested and as received. This report shall not be reproduced, except in full.

Your Reference*	WRL Reference	Description of Sample*	PCR Result	Serotyping Result by Cell Culture/ELISA
cvri 09/21	ZAM 5/2021	CATTLE, tissue, collected 07/03/2021	FMDV GD	SAT 2
cvri 08/21	ZAM 6/2021	CATTLE, tissue, collected 07/03/2021	FMDV GD	SAT 2
cvri 14/21	ZAM 7/2021	CATTLE, tissue, collected 18/03/2021	FMDV GD	O
cvri 23/21	ZAM 8/2021	CATTLE, tissue, collected 14/04/2021	FMDV GD	SAT 2
cvri 26/21	ZAM 9/2021	CATTLE, tissue, collected 08/05/2021	FMDV GD	O
cvri 28/21	ZAM 10/2021	CATTLE, tissue, collected 08/05/2021	FMDV GD	NVD
cvri 27/21	ZAM 11/2021	CATTLE, tissue, collected 12/05/2021	FMDV GD	O

Results are determined on the basis of the acceptance criteria defined on the validation of the tests described.

Version 1 NVD - No Virus Detected FMDV GD - FMDV Genome Detected NGD - No Genome Detected
SOPs: WRL-SOP-35 and WRL-SOP-26 (rRT-PCR), WRL-SOP-2 (Virus isolation), WRL-SOP-6 and WRL-SOP-39 (Ag-ELISA)

* Data supplied by the customer

The results relate only to the samples tested and as received. This report shall not be reproduced, except in full.