




## FMD Detection And Serotyping Results

Lab Reference WRL batch Number: WRLFMD/2020/00007

Sender Details:



Date Received: 22/12/2020


Country of Origin\*: THAILAND

Diagnostics work has now been completed in respect of the samples you submitted and the details are as attached.

Results Approved By:




Official Stamp:



Date:

28/1/2021



To help us improve the quality of our service, please send any suggestions or requests to the Reference Laboratory by email ([reflabsfeedback@pirbright.ac.uk](mailto:reflabsfeedback@pirbright.ac.uk)).

## FMD Detection And Serotyping Results Report

Lab Reference WRL Batch Number: WRLFMD/2020/00007

Date Received: 22/12/2020 Country Of Origin\*: THAILAND

Date Tests Completed: 27/01/2021

Your Reference*	WRL Reference	Description of Sample*	PCR Result	Serotyping Result by Cell Culture/ELISA
38/19	TAI 9/2019	CATTLE, fluid/cell culture, collected 23/01/2019	FMDV GD	A
65-4/19	TAI 10/2019	CATTLE, fluid/cell culture, collected 04/03/2019	FMDV GD	A
69-1/19	TAI 11/2019	CATTLE, fluid/cell culture, collected 28/03/2019	FMDV GD	A
89-1/19	TAI 12/2019	CATTLE, fluid/cell culture, collected 30/07/2019	FMDV GD	A
13/20	TAI 1/2020	CATTLE, fluid/cell culture, collected 07/01/2020	FMDV GD	O
42/20	TAI 2/2020	CATTLE, fluid/cell culture, collected 23/01/2020	FMDV GD	O
57-1/20	TAI 3/2020	CATTLE, fluid/cell culture, collected 31/01/2020	FMDV GD	O
62-1/20	TAI 4/2020	CATTLE, fluid/cell culture, collected 05/02/2020	FMDV GD	O
61/20	TAI 5/2020	CATTLE, fluid/cell culture, collected 07/02/2020	FMDV GD	O
66-2/20	TAI 6/2020	CATTLE, fluid/cell culture, collected 18/02/2020	FMDV GD	O
77/20	TAI 7/2020	CATTLE, fluid/cell culture, collected 05/03/2020	FMDV GD	O
78/20	TAI 8/2020	CATTLE, fluid/cell culture, collected 09/03/2020	FMDV GD	O

### Version 1

NVD - No Virus Detected FMDV GD - FMDV Genome Detected NGD - No Genome Detected

SOPs: WRL-SOP-35 and WRL-SOP-26 (rRT-PCR), WRL-SOP-2 (Virus isolation), WRL-SOP-6 and WRL-SOP-39 (Ag-ELISA)

\* Data supplied by the customer

The results relate only to the samples tested and as received. This report shall not be reproduced, except in full.

Your Reference*	WRL Reference	Description of Sample*	PCR Result	Serotyping Result by Cell Culture/ELISA
89/20	TAI 9/2020	CATTLE, fluid/cell culture, collected 07/04/2020	FMDV GD	O
96/20	TAI 10/2020	CATTLE, fluid/cell culture, collected 15/04/2020	FMDV GD	O
91/20	TAI 11/2020	CATTLE, fluid/cell culture, collected 20/04/2020	FMDV GD	O
92/20	TAI 12/2020	CATTLE, fluid/cell culture, collected 20/04/2020	FMDV GD	O

Results are determined on the basis of the acceptance criteria defined on the validation of the tests described.

**Version 1** NVD - No Virus Detected FMDV GD - FMDV Genome Detected NGD - No Genome Detected  
 SOPs: WRL-SOP-35 and WRL-SOP-26 (rRT-PCR), WRL-SOP-2 (Virus isolation), WRL-SOP-6 and WRL-SOP-39 (Ag-ELISA)

\* Data supplied by the customer

The results relate only to the samples tested and as received. This report shall not be reproduced, except in full.