




FMD Vaccine Matching Strain Differentiation Report

Lab Reference WRL batch Number: WRLFMD/2015/00008

Sender Details:




Date Received: 30th April 2015
Country of Origin: TANZANIA
Date Reported: 4th September 2015


Vaccine matching has now been completed in respect of the samples you submitted via Tiziana Lembo, Institute of Biodiversity, Animal Health and Comparative Medicine, Kerr Building, University of Glasgow, Glasgow, G12 8QQ.

2dm VNT			
Field Isolates:	Vaccines:		
	O 3039	O Manisa	O Tur 5/09
O TAN 04/14 (mean)	0.45	0.20	0.69
O TAN 06/14 (mean)	0.41	0.20	0.62

Results Approved By:



Official Stamp:



Date: 4/9/2015



To help us improve the quality of our service, please send any suggestions or requests to the Reference Laboratory by fax (+44 (0)1483 232621) or email (trish.ryder@pirbright.ac.uk). The Pirbright Institute actively seeks and appreciates feedback, if you would like to offer feedback please complete the WRLFMD survey: <http://www.surveymonkey.com/s/WRLFMD>

Interpretation of Results

In the case of Virus Neutralisation Test (VNT):

$r_1 = \geq 0.3$. Suggests that there is a close relationship between field isolate and vaccine strain. A potent vaccine containing the vaccine strain is likely to confer protection.

$r_1 = < 0.3$. Suggests that the field isolate is so different from the vaccine strain that the vaccine is unlikely to protect.

ND = Not done.

DR DONALD KING
HEAD: Vascular Disease
Reference Laboratory
The Pirbright Institute
GU24 0NF

