



PIRBRIGHT LABORATORY  
Ash Road, Pirbright, Surrey GU24 0NF  
Tel: +44 (0)1483 232441 Fax: +44 (0)1483 232448  
Email: iah@iah.ac.uk  
Website: www.iah.ac.uk

## FMD Detection And Serotyping Results

Lab Reference WRL batch Number: WRLFMD/2012/00037

Sender Details:




Date Received: 13/12/2012

Country of Origin: PAKISTAN


Dear Ehtisham-ul-Haq Khan,

Diagnostics work has now been completed in respect of the samples you submitted and the details are as attached.

Results Approved By:



Official Stamp



Date:

5/2/13



To help us improve the quality of our service, please send any suggestions or requests to the Reference Laboratory by fax (+44 (0)1483 232621) or email (gareth.shimmon@iah.ac.uk). IAH actively seeks and appreciates feedback, if you would like to offer feedback please complete the WRLFMD survey: <http://www.surveymonkey.com/s/WRLFMD>

## FMD Detection And Serotyping Results Report


INSTITUTE FOR ANIMAL HEALTH

Director: Professor John Fazakerley BSc, MBA, PhD, FRCPath

Lab Reference WRL Batch Number: WRLFMD/2012/00037

PIRBRIGHT LABORATORY

Sender  
Details:



Ash Road, Pirbright,  
Surrey GU24 0NF

Tel: +44 (0)1483 232441

Fax: +44 (0)1483 232448

Email: [iah@iah.ac.uk](mailto:iah@iah.ac.uk)

Website: [www.iah.ac.uk](http://www.iah.ac.uk)

Date Received: 13/12/2012 Country Of Origin: PAKISTAN

Date Tests Completed 31/01/2013

Your Reference	WRL Reference	Description of Sample	PCR Result	Serotyping Result by Cell Culture/ELISA
PAK-1	PAK 9/2012	CATTLE, epithelium, Collected 16/01/2012	FMDV GD	A
Pak-4	PAK 10/2012	CATTLE, epithelium, Collected 07/02/2012	FMDV GD	ASIA-1
PAK-3	PAK 11/2012	CATTLE, epithelium, Collected 09/02/2012	FMDV GD	ASIA-1
PAK-2	PAK 12/2012	CATTLE, epithelium, Collected 21/02/2012	FMDV GD	O
PAK-5	PAK 13/2012	CATTLE, epithelium, Collected 24/02/2012	FMDV GD	A
PAK-9	PAK 14/2012	CATTLE, epithelium, Collected 20/03/2012	FMDV GD	A
PAK-10	PAK 15/2012	CATTLE, epithelium, Collected 20/03/2012	FMDV GD	A
PAK-6	PAK 16/2012	BUFFALO, epithelium, Collected 06/04/2012	FMDV GD	A
PAK-29	PAK 17/2012	CATTLE, epithelium, Collected 07/04/2012	FMDV GD	O
PAK-7	PAK 18/2012	BUFFALO, epithelium, Collected 08/04/2012	FMDV GD	ASIA-1

NVD - No Virus Detected FMDV GD - FMDV Genome Detected NGD - No Genome Detected

SOPs - WRL 026 (PCR), WRL 002 (Cell Culture), WRL 006 (ELISA)

A UKAS accredited testing laboratory No. 4025.

Your Reference	WRL Reference	Description of Sample	PCR Result	Serotyping Result by Cell Culture/ELISA
PAK-8	PAK 19/2012	BUFFALO, epithelium, Collected 08/04/2012	FMDV GD	ASIA-1
PAK-11	PAK 20/2012	CATTLE, epithelium, Collected 11/04/2012	FMDV GD	O
PAK-12	PAK 21/2012	CATTLE, epithelium, Collected 12/04/2012	FMDV GD	ASIA-1
PAK-13	PAK 22/2012	CATTLE, epithelium, Collected 26/04/2012	FMDV GD	ASIA-1
PAK-14	PAK 23/2012	CATTLE, epithelium, Collected 27/04/2012	FMDV GD	O
PAK-17	PAK 24/2012	CATTLE, epithelium, Collected 27/04/2012	FMDV GD	ASIA-1
PAK-18	PAK 25/2012	CATTLE, epithelium, Collected 27/04/2012	FMDV GD	ASIA-1
PAK-19	PAK 26/2012	CATTLE, epithelium, Collected 27/04/2012	FMDV GD	ASIA-1
PAK-15	PAK 27/2012	CATTLE, epithelium, Collected 08/05/2012	FMDV GD	ASIA-1
PAK-30	PAK 28/2012	CATTLE, epithelium, Collected 09/05/2012	FMDV GD	FMDV NEG
PAK-16	PAK 29/2012	BUFFALO, epithelium, Collected 14/05/2012	FMDV GD	ASIA-1
PAK-20	PAK 30/2012	CATTLE, epithelium, Collected 14/05/2012	FMDV GD	ASIA-1
PAK-26	PAK 31/2012	CATTLE, epithelium, Collected 30/05/2012	NGD	NVD

NVD - No Virus Detected FMDV GD - FMDV Genome Detected NGD - No Genome Detected

SOPs - WRL 026 (PCR), WRL 002 (Cell Culture), WRL 006 (ELISA)

A UKAS accredited testing laboratory No. 4025.

Your Reference	WRL Reference	Description of Sample	PCR Result	Serotyping Result by Cell Culture/ELISA
PAK-21	PAK 32/2012	CATTLE, epithelium, Collected 20/06/2012	FMDV GD	A
PAK-22	PAK 33/2012	CATTLE, epithelium, Collected 20/06/2012	FMDV GD	A
PAK-27	PAK 34/2012	BUFFALO, epithelium, Collected 21/06/2012	FMDV GD	A
PAK-28	PAK 35/2012	BUFFALO, epithelium, Collected 21/06/2012	FMDV GD	ASIA-1
PAK-23	PAK 36/2012	BUFFALO, epithelium, Collected 30/06/2012	FMDV GD	ASIA-1
PAK-24	PAK 37/2012	BUFFALO, epithelium, Collected 30/06/2012	FMDV GD	ASIA-1
PAK-25	PAK 38/2012	CATTLE, epithelium, Collected 28/09/2012	FMDV GD	A
PAK-33	PAK 39/2012	CATTLE, epithelium, Collected 05/11/2012	FMDV GD	A
PAK-31	PAK 40/2012	CATTLE, epithelium, Collected 23/11/2012	FMDV GD	O
PAK-32	PAK 41/2012	CATTLE, epithelium, Collected 23/11/2012	FMDV GD	O

NVD - No Virus Detected FMDV GD - FMDV Genome Detected NGD - No Genome Detected

SOPs - WRL 026 (PCR), WRL 002 (Cell Culture), WRL 006 (ELISA)

A UKAS accredited testing laboratory No. 4025.