




PIRBRIGHT LABORATORY  
Ash Road, Pirbright, Surrey GU24 0NF  
Tel: +44 (0)1483 232441 Fax: +44 (0)1483 232448  
Email: iah@iah.ac.uk  
Website: www.iah.ac.uk

## FMD Detection And Serotyping Results

Lab Reference WRL batch Number: WRLFMD/2012/00035

Sender Details:




Date Received: 28/09/2012

Country of Origin: BOTSWANA


Dear Dr. G Thobokwe (Chief Veterinary Officer),

Diagnostics work has now been completed in respect of the samples you submitted and the details are as attached.

Results Approved By:



Official Stamp



Date:

14/12/12 ✓

c.c.: J Hammond, D King, N Knowles, Y Li, V Mioulet, D Paton, B Statham, C Doel, L Leon, S Metwally, J Pinto, N Rumich, E Ryan, K Sumption, OIE Animal Health Information, Regional OIE Delegate.

To help us improve the quality of our service, please send any suggestions or requests to the Reference Laboratory by fax (+44 (0)1483 232621) or email (gareth.shimmon@iah.ac.uk). IAH actively seeks and appreciates feedback, if you would like to offer feedback please complete the WRLFMD survey: <http://www.surveymonkey.com/s/WRLFMD>

## FMD Detection And Serotyping Results Report


INSTITUTE FOR ANIMAL HEALTH

Director: Professor John Fazakerley BSc, MBA, PhD, FRCPath

Lab Reference WRL Batch Number: WRLFMD/2012/00035

PIRBRIGHT LABORATORY

Sender  
Details:



Ash Road, Pirbright,  
Surrey GU24 0NF

Tel: +44 (0)1483 232441

Fax: +44 (0)1483 232448

Email: [iah@iah.ac.uk](mailto:iah@iah.ac.uk)

Website: [www.iah.ac.uk](http://www.iah.ac.uk)

Date Received: 28/09/2012 Country Of Origin: BOTSWANA

Date Tests Completed 14/12/2012

Your Reference	WRL Reference	Description of Sample	PCR Result	Serotyping Result by Cell Culture/ELISA
BOT 01/12	BOT 1/2012	BOVINE, epithelium, Collected 25/05/2012	FMDV GD	SAT 2
BOT 02/12	BOT 2/2012	BOVINE, epithelium, Collected 25/05/2012	FMDV GD	SAT 2
BOT 03/12	BOT 3/2012	BOVINE, epithelium, Collected 24/06/2012	FMDV GD	SAT 2
Bot 04/12	BOT 4/2012	BOVINE, epithelium, Collected 24/06/2012	FMDV GD	SAT 2
Bot 05/12	BOT 5/2012	BOVINE, epithelium, Collected 24/06/2012	FMDV GD	SAT 2
Bot 06/12	BOT 6/2012	BOVINE, epithelium, Collected 24/06/2012	FMDV GD	SAT 2
Bot 07/12	BOT 7/2012	BOVINE, epithelium, Collected 24/06/2012	FMDV GD	SAT 2
Bot 08/12	BOT 8/2012	BOVINE, epithelium, Collected 19/07/2012	FMDV GD	SAT 2
Bot 09/12	BOT 9/2012	BOVINE, epithelium, Collected 19/07/2012	FMDV GD	SAT 2
Bot 10/12	BOT 10/2012	BOVINE, epithelium, Collected 19/07/2012	FMDV GD	SAT 2

NVD - No Virus Detected FMDV GD - FMDV Genome Detected NGD - No Genome Detected

SOPs - WRL 026 (PCR), WRL 002 (Cell Culture), WRL 006 (ELISA)

A UKAS accredited testing laboratory No. 4025.

Your Reference	WRL Reference	Description of Sample	PCR Result	Serotyping Result by Cell Culture/ELISA
Bot 11/12	BOT 11/2012	BOVINE, epithelium, Collected 19/07/2012	FMDV GD	SAT 2
Bot 12/12	BOT 12/2012	BOVINE, epithelium, Collected 19/07/2012	FMDV GD	SAT 2
Bot 13/12	BOT 13/2012	BOVINE, epithelium, Collected 19/07/2012	FMDV GD	SAT 2
Bot 14/12	BOT 14/2012	BOVINE, epithelium, Collected 19/07/2012	FMDV GD	SAT 2
Bot 15/12	BOT 15/2012	BOVINE, epithelium, Collected 19/07/2012	FMDV GD	SAT 2
Bot 16/12	BOT 16/2012	BOVINE, epithelium, Collected 19/07/2012	FMDV GD	SAT 2
Bot 17/12	BOT 17/2012	BOVINE, epithelium, Collected 19/07/2012	FMDV GD	SAT 2
Bot 18/12	BOT 18/2012	BOVINE, epithelium, Collected 19/07/2012	FMDV GD	SAT 2
Bot 19/12	BOT 19/2012	BOVINE, epithelium, Collected 05/08/2012	FMDV GD	SAT 2
Bot 20/12	BOT 20/2012	BOVINE, epithelium, Collected 05/08/2012	FMDV GD	SAT 2
Bot 21/12	BOT 21/2012	BOVINE, epithelium, Collected 05/08/2012	FMDV GD	SAT 2

NVD - No Virus Detected FMDV GD - FMDV Genome Detected NGD - No Genome Detected

SOPs - WRL 026 (PCR), WRL 002 (Cell Culture), WRL 006 (ELISA)

A UKAS accredited testing laboratory No. 4025.