




PIRBRIGHT LABORATORY
Ash Road, Pirbright, Surrey GU24 ONF
Tel: +44 (0)1483 232441 Fax: +44 (0)1483 232448
Email: iah@iah.ac.uk
Website: www.iah.ac.uk

FMD Detection And Serotyping Results

Lab Reference WRL batch Number: WRLFMD/2012/00027

Sender Details:




Date Received: 20/07/2012

Country of Origin: IRAN


Dear Darab Abdollahi,

Diagnostics work has now been completed in respect of the samples you submitted and the details are as attached.

Results Approved By:



Official Stamp



Date:

9/8/12



To help us improve the quality of our service, please send any suggestions or requests to the Reference Laboratory by fax (+44 (0)1483 232621) or email (gareth.shimmon@iah.ac.uk). IAH actively seeks and appreciates feedback, if you would like to offer feedback please complete the WRLFMD survey: <http://www.surveymonkey.com/s/WRLFMD>


FMD Detection And Serotyping Results Report

INSTITUTE FOR ANIMAL HEALTH

Director: Professor John Fazakerley BSc, MBA, PhD, FRCPath

Lab Reference WRL Batch Number: WRLFMD/2012/00027

Sender
Details:



PIRBRIGHT LABORATORY

Ash Road, Pirbright,
Surrey GU24 0NF

Tel: +44 (0)1483 232441

Fax: +44 (0)1483 232448

Email: iah@iah.ac.uk

Website: www.iah.ac.uk

Date Received: 20/07/2012 Country Of Origin: IRAN

Date Tests Completed 08/08/2012

Your Reference	WRL Reference	Description of Sample	PCR Result	Serotyping Result by Cell Culture/ELISA
FMD SA 91-6	IRN 13/2012	CATTLE, epithelium, Collected 17/06/2012	FMDV GD	O
FMD SA 91-2	IRN 14/2012	CATTLE, epithelium, Collected 23/06/2012	FMDV GD	ASIA-1
FMD SA 91-1	IRN 15/2012	CATTLE, epithelium, Collected 24/06/2012	FMDV GD	A
FMD SA 91-3	IRN 16/2012	CATTLE, epithelium, Collected 24/06/2012	FMDV GD	A
Lab Samples 2	IRN 17/2012	CATTLE, epithelium, Collected 26/06/2012	FMDV GD	A
Lab Samples 1	IRN 18/2012	CATTLE, epithelium, Collected 28/06/2012	FMDV GD	A
Lab Samples 3	IRN 19/2012	CATTLE, epithelium, Collected 30/06/2012	FMDV GD	ASIA-1
Lab Samples 4	IRN 20/2012	CATTLE, epithelium, Collected 30/06/2012	FMDV GD	A
FMD SA-91-5	IRN 21/2012	SHEEP, epithelium, Collected 02/07/2012	FMDV GD	O
FMD SA-91-4	IRN 22/2012	CATTLE, epithelium, Collected 09/07/2012	FMDV GD	A

NVD - No Virus Detected FMDV GD - FMDV Genome Detected NGD - No Genome Detected

SOPs - WRL 026 (PCR), WRL 002 (Cell Culture), WRL 006 (ELISA)

A UKAS accredited testing laboratory No. 4025.

Your Reference	WRL Reference	Description of Sample	PCR Result	Serotyping Result by Cell Culture/ELISA
FMD SA-91-7	IRN 23/2012	CATTLE, epithelium, Collected 14/07/2012	FMDV GD	ASIA-1

NVD - No Virus Detected FMDV GD - FMDV Genome Detected NGD - No Genome Detected

SOPs - WRL 026 (PCR), WRL 002 (Cell Culture), WRL 006 (ELISA)

A UKAS accredited testing laboratory No. 4025.