




PIRBRIGHT LABORATORY
Ash Road, Pirbright, Surrey GU24 0NF
Tel: +44 (0)1483 232441 Fax: +44 (0)1483 232448
Email: iah@iah.ac.uk
Website: www.iah.ac.uk

FMD Detection And Serotyping Results

Lab Reference WRL batch Number: WRLFMD/2012/00026

Sender Details:



Date Received: 20/07/2012


Country of Origin: ETHIOPIA

Dear Tesfaye Rufael,

Diagnostics work has now been completed in respect of the samples you submitted and the details are as attached.


Results Approved By:

Official Stamp



Date:

21/8/12



To help us improve the quality of our service, please send any suggestions or requests to the Reference Laboratory by fax (+44 (0)1483 232621) or email (gareth.shimmon@iah.ac.uk). IAH actively seeks and appreciates feedback, if you would like to offer feedback please complete the WRLFMD survey: <http://www.surveymonkey.com/s/WRLFMD>

FMD Detection And Serotyping Results Report

INSTITUTE FOR ANIMAL HEALTH

Director: Professor John Fazakerley BSc, MBA, PhD, FRCPath

Lab Reference WRL Batch Number: WRLFMD/2012/00026

PIRBRIGHT LABORATORY

Sender
Details:Ash Road, Pirbright,
Surrey GU24 0NF

Tel: +44 (0)1483 232441

Fax: +44 (0)1483 232448

Email: iah@iah.ac.uk

Website: www.iah.ac.uk

Date Received: 20/07/2012 Country Of Origin: ETHIOPIA

Date Tests Completed 02/08/2012

Your Reference	WRL Reference	Description of Sample	PCR Result	Serotyping Result by Cell Culture/ELISA
ET31/12	ETH 1/2012	CATTLE, blood, Collected 14/01/2012	NGD	NVD
ET32/12	ETH 2/2012	CATTLE, blood, Collected 14/01/2012	NGD	NVD
ET33/12	ETH 3/2012	CATTLE, epithelium +swab, Collected 03/02/2012	FMDV GD	O
ET34/12	ETH 4/2012	CATTLE, epithelium, Collected 09/02/2012	FMDV GD	O
ET35/12	ETH 5/2012	CATTLE, blood, Collected 09/02/2012	NOT TESTED	NVD
ET36/12	ETH 6/2012	CATTLE, swab, Collected 09/02/2012	NGD	NVD
ET29/12	ETH 7/2012	CATTLE, blood, Collected 17/02/2012	FMDV GD	O
ET30/12	ETH 8/2012	CATTLE, blood, Collected 17/02/2012	FMDV GD	NVD
ET40/12	ETH 9/2012	CATTLE AND SHEEP, blood, Collected 20/03/2012	FMDV GD	NVD
ET41/12	ETH 10/2012	CATTLE AND SHEEP, blood, Collected 20/03/2012	FMDV GD	NVD

NVD - No Virus Detected FMDV GD - FMDV Genome Detected NGD - No Genome Detected

SOPs - WRL 026 (PCR), WRL 002 (Cell Culture), WRL 006 (ELISA)

A UKAS accredited testing laboratory No. 4025.

Your Reference	WRL Reference	Description of Sample	PCR Result	Serotyping Result by Cell Culture/ELISA
ET38/12	ETH 11/2012	CATTLE AND SHEEP, tissue, Collected 20/05/2012	FMDV GD	O
ET39/12	ETH 12/2012	CATTLE AND SHEEP, tissue, Collected 20/05/2012	FMDV GD	O
ET42/12	ETH 13/2012	CATTLE, tissue, Collected 29/05/2012	FMDV GD	NVD
ET46/12	ETH 14/2012	CATTLE, blood, Collected 20/06/2012	FMDV GD	O
ET48/12	ETH 15/2012	NOT KNOWN, tissue, Collected 20/06/2012	FMDV GD	O

NVD - No Virus Detected FMDV GD - FMDV Genome Detected NGD - No Genome Detected

SOPs - WRL 026 (PCR), WRL 002 (Cell Culture), WRL 006 (ELISA)

A UKAS accredited testing laboratory No. 4025.