




PIRBRIGHT LABORATORY
Ash Road, Pirbright, Surrey GU24 0NF
Tel: +44 (0)1483 232441 Fax: +44 (0)1483 232448
Email: iah@iah.ac.uk
Website: www.iah.bbsrc.ac.uk

FMD Detection And Serotyping Results

Lab Reference WRL batch Number: WRLFMD/2012/00012

Sender Details:




Date Received: 24/02/2012

Country of Origin: IRAN


Dear Dr. Darab Abdollahi,

Diagnostics work has now been completed in respect of the samples you submitted and the details are as attached.

Results Approved By: 



Official Stamp



Date:

30/3/12



To help us improve the quality of our service, please send any suggestions or requests to the Reference Laboratory by fax (+44 (0)1483 232621) or email (gareth.shimmon@iah.ac.uk). IAH actively seeks and appreciates feedback, if you would like to offer feedback please complete the WRLFMD survey: <http://www.surveymonkey.com/s/WRLFMD>


FMD Detection And Serotyping Results Report

INSTITUTE FOR ANIMAL HEALTH

Director: Professor John Fazakerley BSc, MBA, PhD, FRCPath

Lab Reference WRL Batch Number: WRLFMD/2012/00012

Sender
Details:



PIRBRIGHT LABORATORY

Ash Road, Pirbright,
Surrey GU24 0NF

Tel: +44 (0)1483 232441

Fax: +44 (0)1483 232448

Email: iah@iah.ac.uk

Website: www.iah.bbsrc.ac.uk

Date Received: 24/02/2012 Country Of Origin: IRAN

Date Tests Completed 30/03/2012

Your Reference	WRL Reference	Description of Sample	PCR Result	Serotyping Result by Cell Culture/ELISA
IR-90-4 (31110093)	IRN 54/2011	CATTLE, epithelium, Collected 19/09/2011	POS	ASIA-1
IR-90-2 (33050027)	IRN 55/2011	CATTLE, epithelium, Collected 08/10/2011	POS	A
IR-90-1 (32080105)	IRN 56/2011	CATTLE, epithelium, Collected 13/10/2011	POS	ASIA-1
IR-90-3 (31050049)	IRN 57/2011	CATTLE, epithelium, Collected 15/10/2011	NEG	NVD
IR-90-7 (32010528)	IRN 58/2011	CATTLE, epithelium, Collected 29/10/2011	POS	ASIA-1
IR-90-6 (32030143)	IRN 59/2011	CATTLE, epithelium, Collected 31/10/2011	POS	ASIA-1
IR-90-5 (32080217)	IRN 60/2011	CATTLE, epithelium, Collected 08/11/2011	POS	ASIA-1
IR-90-4 (33050033)	IRN 61/2011	CATTLE, epithelium, Collected 09/11/2011	POS	O
IR-90-8 (160040062)	IRN 62/2011	CATTLE, epithelium, Collected 12/11/2011	POS	O
IR-90-17 (14130051)	IRN 63/2011	CATTLE, epithelium, Collected 13/11/2011	POS	A

NVD - No Virus Detected POS - FMDV Genome Detected NEG - No FMDV Genome Detected FMDVGD - FMDV Genome Detected
SOPs - WRL 026 (PCR), WRL 002 (Cell Culture), WRL 006 (ELISA)

A UKAS accredited testing laboratory No. 4025.

Your Reference	WRL Reference	Description of Sample	PCR Result	Serotyping Result by Cell Culture/ELISA
IR-90-9 (32010064)	IRN 64/2011	CATTLE, heart, Collected 18/11/2011	NEG	NVD
IR-90-10 (32080327)	IRN 65/2011	CATTLE, epithelium, Collected 18/11/2011	POS	A
IR-90-16 (14230082)	IRN 66/2011	SHEEP, epithelium, Collected 19/11/2011	POS	O
IR-90-13 (32020128)	IRN 67/2011	CATTLE, epithelium, Collected 20/11/2011	POS	ASIA-1
IR-90-11 (32080305)	IRN 68/2011	CATTLE, epithelium, Collected 21/11/2011	POS	A
IR-90-12 (32080214)	IRN 69/2011	CATTLE, epithelium, Collected 21/11/2011	POS	A
IR-90-15 (34170315)	IRN 70/2011	SHEEP, heart, Collected 23/11/2011	POS	O
IR-90-18 (33120014)	IRN 71/2011	CATTLE, epithelium, Collected 28/11/2011	POS	O
IR-90-19 (21060015)	IRN 72/2011	SHEEP, heart, Collected 11/12/2011	NEG	NVD
IR-90-22 (11010165)	IRN 73/2011	CATTLE, epithelium, Collected 25/12/2011	POS	ASIA-1
IR-90-38 (32080116)	IRN 74/2011	CATTLE, epithelium, Collected 25/12/2011	POS	ASIA-1
IR-90-24 (21010010)	IRN 75/2011	CATTLE, epithelium, Collected 26/12/2011	POS	ASIA-1
IR-90-26 (10010202)	IRN 76/2011	CATTLE, epithelium, Collected 27/12/2011	POS	ASIA-1

NVD - No Virus Detected POS - FMDV Genome Detected NEG - No FMDV Genome Detected FMDVGD - FMDV Genome Detected
SOPs - WRL 026 (PCR), WRL 002 (Cell Culture), WRL 006 (ELISA)

A UKAS accredited testing laboratory No. 4025.

Your Reference	WRL Reference	Description of Sample	PCR Result	Serotyping Result by Cell Culture/ELISA
IR-90-37 (32060045)	IRN 77/2011	CATTLE, epithelium, Collected 27/12/2011	POS	O
IR-90-21 (33020989)	IRN 78/2011	SHEEP, heart, Collected 31/12/2011	POS	O
IR-90-36 (32010900)	IRN 1/2012	CATTLE, epithelium, Collected 01/01/2012	POS	ASIA-1
IR-90-25 (26010002)	IRN 2/2012	CATTLE, epithelium, Collected 02/01/2012	POS	ASIA-1
IR-90-27 (37090220)	IRN 3/2012	CATTLE, epithelium, Collected 03/01/2012	POS	ASIA-1
IR-90-28 (40040018)	IRN 4/2012	CATTLE, epithelium, Collected 03/01/2012	POS	NVD
IR-90-20 (14130078)	IRN 5/2012	CATTLE, epithelium, Collected 03/01/2012	POS	A
IR-90-33 (20040153)	IRN 6/2012	CATTLE, epithelium, Collected 10/01/2012	POS	ASIA-1
IR-90-23 (1800012)	IRN 7/2012	CATTLE, epithelium, Collected 12/01/2012	POS	ASIA-1
IR-90-35 (14120007)	IRN 8/2012	CATTLE, epithelium, Collected 12/01/2012	POS	A
IR-90-34 (21020136)	IRN 9/2012	CATTLE, epithelium, Collected 14/01/2012	POS	ASIA-1
IR-90-32 (37070123)	IRN 10/2012	CATTLE, epithelium, Collected 17/01/2012	POS	ASIA-1
IR-90-29 1 (14120036)	IRN 11/2012	CATTLE, epithelium, Collected 26/01/2012	POS	A

NVD - No Virus Detected POS - FMDV Genome Detected NEG - No FMDV Genome Detected FMDVGD - FMDV Genome Detected
SOPs - WRL 026 (PCR), WRL 002 (Cell Culture), WRL 006 (ELISA)

A UKAS accredited testing laboratory No. 4025.

Your Reference	WRL Reference	Description of Sample	PCR Result	Serotyping Result by Cell Culture/ELISA
IR-90-29 2 (14120036)	IRN 12/2012	CATTLE, epithelium, Collected 26/01/2012	POS	A

NVD - No Virus Detected POS - FMDV Genome Detected NEG - No FMDV Genome Detected FMDVGD - FMDV Genome Detected
SOPs - WRL 026 (PCR), WRL 002 (Cell Culture), WRL 006 (ELISA)

A UKAS accredited testing laboratory No. 4025.