




PIRBRIGHT LABORATORY
Ash Road, Pirbright, Surrey GU24 0NF
Tel: +44 (0)1483 232441 Fax: +44 (0)1483 232448
Email: iah@iah.ac.uk
Website: www.iah.bbsrc.ac.uk

FMD Detection And Serotyping Results

Lab Reference WRL batch Number: WRLFMD/2012/00009

Sender Details:




Date Received: 16/02/2012

Country of Origin: AFGHANISTAN


Dear Dr Ehtisham Khan,

Diagnostics work has now been completed in respect of the samples you submitted and the details are as attached.

Results Approved By:




Official Stamp



Date:

2/March/2012



To help us improve the quality of our service, please send any suggestions or requests to the Reference Laboratory by fax (+44 (0)1483 232621) or email (gareth.shimmon@iah.ac.uk). IAH actively seeks and appreciates feedback, if you would like to offer feedback please complete the WRLFMD survey: <http://www.surveymonkey.com/s/WRLFMD>


FMD Detection And Serotyping Results Report

INSTITUTE FOR ANIMAL HEALTH

Director: Professor John Fazakerley BSc, MBA, PhD, FRCPath

Lab Reference WRL Batch Number: WRLFMD/2012/00009

Sender
Details:



PIRBRIGHT LABORATORY

Ash Road, Pirbright,
Surrey GU24 0NF

Tel: +44 (0)1483 232441

Fax: +44 (0)1483 232448

Email: iah@iah.ac.uk

Website: www.iah.bbsrc.ac.uk

Date Received: 16/02/2012 Country Of Origin: AFGHANISTAN

Date Tests Completed 02/03/2012

Your Reference	WRL Reference	Description of Sample	PCR Result	Serotyping Result by Cell Culture/ELISA
801	AFG 61/2011	CATTLE, epithelium, Collected 07/04/2011	POS	O
803	AFG 62/2011	CATTLE, epithelium, Collected 07/04/2011	POS	NVD
781	AFG 63/2011	CATTLE, epithelium, Collected 08/04/2011	POS	NVD
788	AFG 64/2011	CATTLE, fluid, Collected 17/04/2011	POS	O
811	AFG 65/2011	CATTLE, fluid, Collected 09/05/2011	POS	NVD
771	AFG 66/2011	CATTLE, epithelium, Collected 28/05/2011	POS	ASIA-1
795	AFG 67/2011	CATTLE, fluid, Collected 29/05/2011	POS	O
772	AFG 68/2011	CATTLE, epithelium, Collected 29/05/2011	POS	ASIA-1
742	AFG 69/2011	CATTLE, epithelium, Collected 30/05/2011	POS	A
743	AFG 70/2011	CATTLE, epithelium, Collected 30/05/2011	POS	NVD

NVD - No Virus Detected POS - FMDV Genome Detected NEG - No FMDV Genome Detected FMDVGD - FMDV Genome Detected
SOPs - WRL 026 (PCR), WRL 002 (Cell Culture), WRL 006 (ELISA)

A UKAS accredited testing laboratory No. 4025.

Your Reference	WRL Reference	Description of Sample	PCR Result	Serotyping Result by Cell Culture/ELISA
746	AFG 71/2011	CATTLE, epithelium, Collected 30/05/2011	POS	A
745	AFG 72/2011	CATTLE, epithelium, Collected 30/05/2011	POS	ASIA-1
774	AFG 73/2011	CATTLE, epithelium, Collected 30/05/2011	POS	ASIA-1
744	AFG 74/2011	CATTLE, epithelium, Collected 30/05/2011	POS	A
747	AFG 75/2011	CATTLE, epithelium, Collected 30/05/2011	POS	A
753	AFG 76/2011	CATTLE, epithelium, Collected 31/05/2011	POS	NVD
754	AFG 77/2011	CATTLE, epithelium, Collected 31/05/2011	POS	NVD
775	AFG 78/2011	CATTLE, epithelium, Collected 31/05/2011	POS	ASIA-1
828	AFG 79/2011	CATTLE, epithelium, Collected 14/06/2011	POS	NVD
858	AFG 80/2011	CATTLE, epithelium, Collected 16/08/2011	POS	NVD

NVD - No Virus Detected POS - FMDV Genome Detected NEG - No FMDV Genome Detected FMDVGD - FMDV Genome Detected
SOPs - WRL 026 (PCR), WRL 002 (Cell Culture), WRL 006 (ELISA)

A UKAS accredited testing laboratory No. 4025.

LAB DATA VALIDATION REPORT
LAB DATA AND TESTS FOR BATCH - WRLFMD/2012/00009

GENERAL LAB DATA

WRL REF NUMBER	DATE RECEIVED	WEIGHT IN GRAMS	PH	STORED AMOUNT	DATE STORED	RT-PCR	INTERIM RESULT	FINAL RESULT	DATE VALIDATED	VALIDATED BY
AFG/2011/00061	16/02/2012	0.001	7.2	1	16/02/2012	POSITIVE		O		
AFG/2011/00062	16/02/2012	0.001	0	1	16/02/2012	POSITIVE		FMDV GD		
AFG/2011/00063	16/02/2012	0.001	7.2	1	16/02/2012	POSITIVE		FMDV GD		
AFG/2011/00064	16/02/2012	0	0	1	16/02/2012	POSITIVE		O		
AFG/2011/00065	16/02/2012	0	0	1	16/02/2012	POSITIVE		FMDV GD		
AFG/2011/00066	16/02/2012	0.169	7.4	1	16/02/2012	POSITIVE		ASIA-1		
AFG/2011/00067	16/02/2012	0	0	1	16/02/2012	POSITIVE		O		
AFG/2011/00068	16/02/2012	0.333	7.4	1	16/02/2012	POSITIVE		ASIA-1		
AFG/2011/00069	16/02/2012	0.001	7.4	1	16/02/2012	POSITIVE		A		
AFG/2011/00070	16/02/2012	0.001	7	1	16/02/2012	POSITIVE		FMDV GD		
AFG/2011/00071	16/02/2012	0.001	7.2	1	16/02/2012	POSITIVE		A		
AFG/2011/00072	16/02/2012	0.001	7.4	1	16/02/2012	POSITIVE		ASIA-1		
AFG/2011/00073	16/02/2012	0.629	7.6	1	16/02/2012	POSITIVE		ASIA-1		
AFG/2011/00074	16/02/2012	0.229	7.4	1	16/02/2012	POSITIVE		A		
AFG/2011/00075	16/02/2012	0.001	7.4	1	16/02/2012	POSITIVE		A		
AFG/2011/00076	16/02/2012	0.001	7	1	16/02/2012	POSITIVE		FMDV GD		
AFG/2011/00077	16/02/2012	0.001	7	1	16/02/2012	POSITIVE		FMDV GD		
AFG/2011/00078	16/02/2012	0.504	7.8	1	16/02/2012	POSITIVE		ASIA-1		
AFG/2011/00079	16/02/2012	0.001	0	1	16/02/2012	POSITIVE		FMDV GD		
AFG/2011/00080	16/02/2012	0.001	0	1	16/02/2012	POSITIVE		FMDV GD		

ELISA TEST DATA

WRL REF NO	TEST TYPE	ATTEMPT	HOUR	SEROTYPE	RESULTS	NEGATIVE	DATE VALIDATED	VALIDATED BY
AFG/2011/00061	BTY1	1	48	O	2.23	NO		
	OS	1	0	O	0.15	NO		
	RS1	1	48	O	1.48	NO		
AFG/2011/00062	OS	1	0	NEG	-0.9	YES		
AFG/2011/00063	OS	1	0	NEG	-0.9	YES		
AFG/2011/00064	OF	1	0	O	0.24	NO		
AFG/2011/00065	OF	1	0	NEG	-0.9	YES		
AFG/2011/00066	BTY2	1	24	ASIA-1	2.41	NO		
	OS	1	0	NEG	-0.9	YES		
	RS2	1	24	ASIA-1	2.79	NO		
AFG/2011/00067	BTY1	1	24	O	0.92	NO		
	OF	1	0	O	0.13	NO		
	RS1	1	48	O	1.71	NO		
AFG/2011/00068	BTY2	1	24	ASIA-1	2.64	NO		
	OS	1	0	NEG	-0.9	YES		
AFG/2011/00069	BTY1	1	96	NEG	-0.9	YES		
	OS	1	0	NEG	-0.9	YES		
	RS1	1	96	A	0.7	NO		
	RS2	1	24	A	0.57	NO		
AFG/2011/00070	OS	1	0	NEG	-0.9	YES		
AFG/2011/00071	OS	1	0	NEG	-0.9	YES		
	RS1	1	48	A	0.69	NO		
	RS2	1	24	A	0.59	NO		

AFG/2011/00072	BTY1	1	24	ASIA-1	2.42	NO		
	OS	1	0	ASIA-1	0.31	NO		
AFG/2011/00073	RS1	1	24	ASIA-1	2.52	NO		
	BTY2	1	24	ASIA-1	2.63	NO		
AFG/2011/00074	OS	1	0	NEG	-0.9	YES		
	BTY1	1	24	A	0.88	NO		
AFG/2011/00075	OS	1	0	NEG	-0.9	YES		
	RS1	1	24	A	0.88	NO		
AFG/2011/00076	BTY1	1	96	NEG	-0.9	YES		
	OS	1	0	NEG	-0.9	YES		
AFG/2011/00077	RS1	1	96	A	0.51	NO		
	RS2	1	24	A	0.53	NO		
AFG/2011/00078	OS	1	0	NEG	-0.9	YES		
	RS1	1	48	NEG	-0.9	YES		
AFG/2011/00079	OS	1	0	NEG	-0.9	YES		
	RS1	1	0	NEG	-0.9	YES		
AFG/2011/00080	BTY1	1	48	ASIA-1	1.74	NO		
	BTY2	1	24	ASIA-1	1.75	NO		
AFG/2011/00081	OS	1	0	NEG	-0.9	YES		
	OS	1	0	NEG	-0.9	YES		
AFG/2011/00082	OS	1	0	NEG	-0.9	YES		
	BTY1	1	72	NEG	-0.9	YES		
AFG/2011/00083	OS	1	0	NEG	-0.9	YES		
	OS	1	0	NEG	-0.9	YES		


TISSUE CULTURE TEST DATA

WRL REF NUMBER	TC TEST TYPE	ATTEMPT NUMBER	HOUR	NUMBER OF TUBES	READING	DATE READ	DATE VALIDATED	VALIDATED BY
AFG/2011/00061	BTY1	1	24	5	E			
	BTY1	1	48	5	+			
	RS1	1	24	5	-			
AFG/2011/00062	RS1	1	48	5	+			
	BTY1	1	24	5	-			
	BTY1	1	48	5	-			
	BTY1	1	72	5	-			
	BTY1	1	96	5	-			
	RS1	1	24	5	-			
	RS1	1	48	5	-			
AFG/2011/00063	RS1	1	72	5	-			
	RS1	1	96	5	-			
	BTY1	1	24	5	-			
	BTY1	1	48	5	-			
	BTY1	1	72	5	-			
	BTY1	1	96	5	-			
	RS1	1	24	5	-			
AFG/2011/00064	RS1	1	48	5	-			
	RS1	1	72	5	-			
	RS1	1	96	5	-			
	BTY1	1	24	5	-			
	BTY1	1	48	5	-			
	BTY1	1	72	5	-			
	BTY1	1	96	5	-			
AFG/2011/00065	RS1	1	24	5	-			
	RS1	1	48	5	-			
	RS1	1	72	5	-			

AFG/2011/00065	RS1	1	96	5	-				
	BTY1	1	24	1	VE?				
	BTY1	1	48	5	-				
	BTY1	1	72	5	-				
	BTY1	1	96	5	-				
	RS1	1	24	5	-				
AFG/2011/00066	RS1	1	48	5	-				
	RS1	1	72	5	-				
	RS1	1	96	5	-				
	BTY1	1	24	1	E				
	BTY1	1	48	1	+				
	BTY1	1	72	4	-				
	BTY1	1	96	4	-				
	BTY2	1	24	5	+				
	RS1	1	24	5	-				
	RS1	1	48	1	+				
	RS1	1	72	4	-				
	RS1	1	96	4	-				
AFG/2011/00067	RS2	1	24	5	+				
	BTY1	1	24	5	+				
	RS1	1	24	5	VE				
AFG/2011/00068	RS1	1	48	5	+				
	BTY1	1	24	1	E				
	BTY1	1	48	2	+				
	BTY1	1	72	3	-				
	BTY1	1	96	3	-				
	BTY2	1	24	5	+				
	RS1	1	24	5	-				
	RS1	1	48	5	-				
	RS1	1	72	5	-				
	RS1	1	96	5	-				
AFG/2011/00069	BTY1	1	24	5	-				
	BTY1	1	48	5	-				
	BTY1	1	72	1	VE?				
	BTY1	1	96	4	VE?				
	RS1	1	24	5	-				
	RS1	1	48	1	+				
	RS1	1	72	1	+				
	RS1	1	96	1	+				
	AFG/2011/00070	BTY1	1	24	5	-			
		BTY1	1	48	5	-			
BTY1		1	72	5	-				
BTY1		1	96	5	-				
RS1		1	24	5	-				
RS1		1	48	5	-				
RS1		1	72	5	-				
RS1		1	96	5	-				
AFG/2011/00071	BTY1	1	24	5	-				
	BTY1	1	48	5	-				
	BTY1	1	72	5	-				
	BTY1	1	96	5	-				
	RS1	1	24	5	-				
	RS1	1	48	4	+				
RS1	1	72	1	+					

	RS2	1	24	5	+			
AFG/2011/00072	BTY1	1	24	5	+			
	RS1	1	24	5	+			
AFG/2011/00073	BTY1	1	24	5	-			
	BTY1	1	48	1	+			
	BTY1	1	72	4	-			
	BTY1	1	96	4	-			
	BTY2	1	24	5	+			
	RS1	1	24	5	-			
	RS1	1	48	5	-			
	RS1	1	72	5	-			
	RS1	1	96	5	-			
AFG/2011/00074	BTY1	1	24	5	+			
	RS1	1	24	5	-			
	RS1	1	48	5	-			
	RS1	1	72	5	-			
	RS1	1	96	5	-			
AFG/2011/00075	BTY1	1	24	5	-			
	BTY1	1	48	5	-			
	BTY1	1	72	5	-			
	BTY1	1	96	2	E?			
	BTY2	1	24	5	-			
	BTY2	1	48	5	-			
	RS1	1	24	5	-			
	RS1	1	48	1	+			
	RS1	1	72	4	-			
	RS1	1	96	2	+			
AFG/2011/00076	RS2	1	24	5	+			
	BTY1	1	24	5	-			
	BTY1	1	48	5	-			
	BTY1	1	72	5	-			
	BTY1	1	88	1	?+			
	BTY2	1	24	5	-			
	BTY2	1	48	5	-			
	RS1	1	24	5	-			
	RS1	1	48	5	-			
	RS1	1	72	5	+			
	RS2	1	24	5	-			
	RS2	1	48	5	-			
AFG/2011/00077	BTY1	1	24	5	-			
	BTY1	1	48	5	-			
	BTY1	1	72	5	-			
	BTY1	1	96	5	-			
	RS1	1	24	5	-			
	RS1	1	48	5	-			
	RS1	1	72	5	-			
	RS1	1	96	5	-			
AFG/2011/00078	BTY1	1	24	5	-			
	BTY1	1	48	2	+			
	BTY1	1	72	3	-			
	BTY1	1	96	3	-			
	BTY2	1	24	5	+			
	RS1	1	24	5	-			
	RS1	1	48	5	-			

Validated by ..



Date

02/03/2012

AFG/2011/00076	1	WRL 0873	24.25	OS	FMD	
	2	WRL 0873	24.67	OS	FMD	
AFG/2011/00077	1	WRL 0873	28.1	OS	FMD	
	2	WRL 0873	28.52	OS	FMD	
AFG/2011/00078	1	WRL 0873	21.03	OS	FMD	
	2	WRL 0873	21.68	OS	FMD	
AFG/2011/00079	1	WRL 0873	27.65	OS	FMD	
	2	WRL 0873	28.86	OS	FMD	
AFG/2011/00080	1	WRL 0873	22.97	OS	FMD	
	2	WRL 0873	23.23	OS	FMD	

AFG/2011/00079	RS1	1	72	5			
	RS1	1	96	5			
	BTY1	1	24	5			
	BTY1	1	48	5			
	BTY1	1	72	5			
	BTY1	1	96	5			
	RS1	1	24	5			
	RS1	1	48	5			
AFG/2011/00080	RS1	1	72	5			
	RS1	1	96	5			
	BTY1	1	24	5			
	BTY1	1	48	5			
	BTY1	1	72	3	VE?		
	BTY1	1	96	4	E?		
	BTY2	1	24	2	?		
	BTY2	1	48	5			
	RS1	1	24	5			
	RS1	1	48	5			
	RS1	1	72	5			
	RS1	1	96	5			

CT VALUES

WRL REF NUMBER	TEST NUMBER	WRL TEST REF	CT VALUE	CT MATERIAL	CT VIRUS	DATE VALIDATED	VALIDATED BY
AFG/2011/00061	1	WRL 0872	17.2	OS	FMD		
	2	WRL 0872	18.2	OS	FMD		
AFG/2011/00062	1	WRL 0872	20.03	OS	FMD		
	2	WRL 0872	20.44	OS	FMD		
AFG/2011/00063	1	WRL 0872	19.64	OS	FMD		
	2	WRL 0872	18.76	OS	FMD		
AFG/2011/00064	1	WRL 0872	20.56	OF	FMD		
	2	WRL 0872	20.99	OF	FMD		
AFG/2011/00065	1	WRL 0872	24.15	OF	FMD		
	2	WRL 0872	24	OF	FMD		
AFG/2011/00066	1	WRL 0872	28.36	OS	FMD		
	2	WRL 0872	27.88	OS	FMD		
AFG/2011/00067	1	WRL 0872	16.42	OF	FMD		
	2	WRL 0872	16.18	OF	FMD		
AFG/2011/00068	1	WRL 0872	26.69	OS	FMD		
	2	WRL 0872	26.95	OS	FMD		
AFG/2011/00069	1	WRL 0872	25.31	OS	FMD		
	2	WRL 0872	25.12	OS	FMD		
AFG/2011/00070	1	WRL 0872	28.07	OS	FMD		
	2	WRL 0872	27.94	OS	FMD		
AFG/2011/00071	1	WRL 0872	19.41	OS	FMD		
	2	WRL 0872	20.05	OS	FMD		
AFG/2011/00072	1	WRL 0872	15.82	OS	FMD		
	2	WRL 0872	16.06	OS	FMD		
AFG/2011/00073	1	WRL 0873	24.03	OS	FMD		
	2	WRL 0873	23.94	OS	FMD		
AFG/2011/00074	1	WRL 0873	22.73	OS	FMD		
	2	WRL 0873	22.49	OS	FMD		
AFG/2011/00075	1	WRL 0873	29.43	OS	FMD		
	2	WRL 0873	30.36	OS	FMD		

FMD DETECTION AND SEROTYPING FULL RESULTS

BATCH NUMBER - WRLFMD/2012/00009 DATE RECEIVED AT SITE - 16/02/2012 FROM AFGHANISTAN

SENDER DETAILS [REDACTED]

Your Reference	WRL Reference	Description of Sample	Direct Antigen ELISA	Cell Culture / ELISA BTY	RS	Other	PCR Result	Final Result
801	AFG 61/2011	CATTLE, epithelium Collected 07/04/2011	O	O	O		17.2, 18.2	O
803	AFG 62/2011	CATTLE, epithelium Collected 07/04/2011	NEG	-ve	-ve		20.03, 20.44	FMDV GD
781	AFG 63/2011	CATTLE, epithelium Collected 08/04/2011	NEG	-ve	-ve		19.64, 18.76	FMDV GD
788	AFG 64/2011	CATTLE, fluid Collected 17/04/2011		-ve	-ve	O	20.56, 20.99	O
811	AFG 65/2011	CATTLE, fluid Collected 09/05/2011		-ve	-ve	NEG	24.15, 24	FMDV GD
771	AFG 66/2011	CATTLE, epithelium Collected 28/05/2011	NEG	ASIA-1	ASIA-1		28.36, 27.88	ASIA-1

NVD - No Virus Detected POS - FMDV Genome Detected NEG - No FMDV Genome Detected FMDVGD - FMDV Genome Detected

WRLFMD/2012/00009

IAHB/2012/00154

02 March 2012

Page 1 of 3

Created by IAH Informatics FMD serotyping Full Results Report

Your Reference	WRL Reference	Description of Sample	Direct Antigen ELISA	Cell Culture / ELISA			PCR Result	Final Result
				BTY	RS	Other		
795	AFG 67/2011	CATTLE, fluid Collected 29/05/2011		O	O	O	16.42, 16.18	O
772	AFG 68/2011	CATTLE, epithelium Collected 29/05/2011	NEG	ASIA-I	-ve		26.69, 26.95	ASIA-I
742	AFG 69/2011	CATTLE, epithelium Collected 30/05/2011	NEG	NEG	A		25.31, 25.12	A
743	AFG 70/2011	CATTLE, epithelium Collected 30/05/2011	NEG	-ve	-ve		28.7, 27.94	FMDV GD
746	AFG 71/2011	CATTLE, epithelium Collected 30/05/2011	NEG	-ve	A		19.41, 20.05	A
745	AFG 72/2011	CATTLE, epithelium Collected 30/05/2011	ASIA-I	ASIA-I	ASIA-I		15.82, 16.06	ASIA-I
774	AFG 73/2011	CATTLE, epithelium Collected 30/05/2011	NEG	ASIA-I	-ve		24.03, 23.94	ASIA-I
744	AFG 74/2011	CATTLE, epithelium Collected 30/05/2011	NEG	A	A		22.73, 22.49	A
747	AFG 75/2011	CATTLE, epithelium Collected 30/05/2011	NEG	NEG	A		29.43, 30.36	A

NVD - No Virus Detected POS - FMDV Genome Detected NEG - No FMDV Genome Detected FMDVGD - FMDV Genome Detected

WRLFMD/2012/00009

IAHB/2012/00154

02 March 2012

Page 2 of 3

Created by IAH Informatics FMD serotyping Full Results Report

Your Reference	WRL Reference	Description of Sample	Direct Antigen ELISA	Cell Culture / ELISA BTY	ELISA RS	Other	PCR Result	Final Result
753	AFG 76/2011	CATTLE, epithelium Collected 31/05/2011	NEG	-ve	NEG		24.25, 24.67	FMDV GD
754	AFG 77/2011	CATTLE, epithelium Collected 31/05/2011	NEG	-ve	NEG		28.1, 26.52	FMDV GD
775	AFG 78/2011	CATTLE, epithelium Collected 31/05/2011	NEG	ASIA-I	-ve		21.03, 21.68	ASIA-I
828	AFG 79/2011	CATTLE, epithelium Collected 14/06/2011	NEG	-ve	-ve		27.65, 28.86	FMDV GD
858	AFG 80/2011	CATTLE, epithelium Collected 16/08/2011	NEG	NEG	-ve		22.94, 23.23	FMDV GD

Validated by 

Date 02/03/2012