




PIRBRIGHT LABORATORY
Ash Road, Pirbright, Surrey GU24 0NF
Tel: +44 (0)1483 232441 Fax: +44 (0)1483 232448
Email: iah@iah.ac.uk
Website: www.iah.bbsrc.ac.uk

FMD Detection And Serotyping Results

Lab Reference WRL batch Number: WRLFMD/2012/00007

Sender Details:



Date Received: 02/02/2012

Country of Origin: TURKEY


Dear Dr Musa Alkan,

Diagnostics work has now been completed in respect of the samples you submitted and the details are as attached.

Results Approved By:




Official Stamp



Date:

22/2/12



To help us improve the quality of our service, please send any suggestions or requests to the Reference Laboratory by fax (+44 (0)1483 232621) or email (gareth.shimmon@iah.ac.uk). IAH actively seeks and appreciates feedback, if you would like to offer feedback please complete the WRLFMD survey: <http://www.surveymonkey.com/s/WRLFMD>


FMD Detection And Serotyping Results Report

INSTITUTE FOR ANIMAL HEALTH

Director: Professor John Fazakerley BSc, MBA, PhD, FRCPath

Lab Reference WRL Batch Number: WRLFMD/2012/00007

Sender
Details:



PIRBRIGHT LABORATORY

Ash Road, Pirbright,
Surrey GU24 0NF

Tel: +44 (0)1483 232441

Fax: +44 (0)1483 232448

Email: iah@iah.ac.uk

Website: www.iah.bbsrc.ac.uk

Date Received: 02/02/2012 Country Of Origin: TURKEY

Date Tests Completed 21/02/2012

Your Reference	WRL Reference	Description of Sample	PCR Result	Serotyping Result by Cell Culture/ELISA
1550/2011	TUR 65/2011	CATTLE, epithelium, Collected 20/10/2011	POS	ASIA-1
1637/2011	TUR 66/2011	CATTLE, epithelium, Collected 17/11/2011	POS	ASIA-1
1658/2011	TUR 67/2011	CATTLE, epithelium, Collected 24/11/2011	POS	ASIA-1
1702/2011	TUR 68/2011	CATTLE, epithelium, Collected 01/12/2011	POS	ASIA-1
1700/2011	TUR 69/2011	CATTLE, epithelium, Collected 06/12/2011	POS	ASIA-1
1714/2011	TUR 70/2011	CATTLE, epithelium, Collected 07/12/2011	POS	ASIA-1
1712/2011	TUR 71/2011	CATTLE, epithelium, Collected 08/12/2011	POS	O
1719/2011	TUR 72/2011	CATTLE, epithelium, Collected 12/12/2011	POS	ASIA-1
1741/2011	TUR 73/2011	CATTLE, epithelium, Collected 16/12/2011	POS	ASIA-1
1760/2011	TUR 74/2011	CATTLE, epithelium, Collected 19/12/2011	POS	ASIA-1

NVD - No Virus Detected POS - FMDV Genome Detected NEG - No FMDV Genome Detected FMDVGD - FMDV Genome Detected
SOPs - WRL 026 (PCR), WRL 002 (Cell Culture), WRL 006 (ELISA)

A UKAS accredited testing laboratory No. 4025.

Your Reference	WRL Reference	Description of Sample	PCR Result	Serotyping Result by Cell Culture/ELISA
2/2012	TUR 75/2011	CATTLE, epithelium, Collected 27/12/2011	POS	NVD
3/2012	TUR 76/2011	CATTLE, epithelium, Collected 27/12/2011	POS	ASIA-1
1782/2011	TUR 77/2011	CATTLE, epithelium, Collected 27/12/2011	POS	A
5/2012	TUR 78/2011	CATTLE, epithelium, Collected 29/12/2011	POS	A
13/2012	TUR 79/2011	CATTLE, epithelium, Collected 29/12/2011	POS	A
21/2012	TUR 1/2012	CATTLE, epithelium, Collected 02/01/2012	POS	ASIA-1
47/2011	TUR 2/2012	CATTLE, epithelium, Collected 05/01/2012	POS	ASIA-1
56/2012	TUR 3/2012	CATTLE, epithelium, Collected 06/01/2012	POS	A
61/2012	TUR 4/2012	CATTLE, epithelium, Collected 10/01/2012	POS	A
64/2012	TUR 5/2012	CATTLE, epithelium, Collected 11/01/2012	POS	A

NVD - No Virus Detected POS - FMDV Genome Detected NEG - No FMDV Genome Detected FMDVGD - FMDV Genome Detected
SOPs - WRL 026 (PCR), WRL 002 (Cell Culture), WRL 006 (ELISA)

A UKAS accredited testing laboratory No. 4025.

LAB DATA VALIDATION REPORT
LAB DATA AND TESTS FOR BATCH - WRLFMD/2012/00007

GENERAL LAB DATA

WRL REF NUMBER	DATE RECEIVED	WEIGHT IN GRAMS	PH	STORED AMOUNT	DATE STORED	RT-PCR	INTERIM RESULT	FINAL RESULT	DATE VALIDATED	VALIDATED BY
TUR/2011/00065	02/02/2012	0.42	7.4	1	02/02/2012	POSITIVE		ASIA-1		
TUR/2011/00066	02/02/2012	1.076	7.4	1	02/02/2012	POSITIVE		ASIA-1		
TUR/2011/00067	02/02/2012	0.236	7.4	1	02/02/2012	POSITIVE		ASIA-1		
TUR/2011/00068	02/02/2012	0.357	7.4	1	02/02/2012	POSITIVE		ASIA-1		
TUR/2011/00069	02/02/2012	0.363	7.4	1	02/02/2012	POSITIVE		ASIA-1		
TUR/2011/00070	02/02/2012	0.456	7.4	1	02/02/2012	POSITIVE		ASIA-1		
TUR/2011/00071	02/02/2012	0.47	7.4	1	02/02/2012	POSITIVE		O		
TUR/2011/00072	02/02/2012	0.82	7.5 ²	1	02/02/2012	POSITIVE		ASIA-1		
TUR/2011/00073	02/02/2012	0.372	7.4	1	02/02/2012	POSITIVE		ASIA-1		
TUR/2011/00074	02/02/2012	0.32	7.4	1	02/02/2012	POSITIVE		ASIA-1		
TUR/2011/00075	02/02/2012	0.797	7.5	1	02/02/2012	POSITIVE		FMDV GD		
TUR/2011/00076	02/02/2012	0.445	7.4	1	02/02/2012	POSITIVE		ASIA-1		
TUR/2011/00077	02/02/2012	0.365	7.4	1	02/02/2012	POSITIVE		A		
TUR/2011/00078	02/02/2012	0.398	7.4	1	02/02/2012	POSITIVE		A		
TUR/2011/00079	02/02/2012	0.246	7.5	1	02/02/2012	POSITIVE		A		
TUR/2012/00001	02/02/2012	0.387	7.4	1	02/02/2012	POSITIVE		ASIA-1		
TUR/2012/00002	02/02/2012	0.502	7.4	1	02/02/2012	POSITIVE		ASIA-1		
TUR/2012/00003	02/02/2012	0.45	7.4	1	02/02/2012	POSITIVE		A		
TUR/2012/00004	02/02/2012	0.41	7.4	1	02/02/2012	POSITIVE		A		
TUR/2012/00005	02/02/2012	0.36	7.4	1	02/02/2012	POSITIVE		A		

ELISA TEST DATA

WRL REF NO	TEST TYPE	ATTEMPT	HOUR	SEROTYPE	RESULTS	NEGATIVE	DATE VALIDATED	VALIDATED BY
TUR/2011/00065	BTY1	1	48	ASIA-1	0.67	NO		
	OS	1	0	NEG	-0.9	YES		
TUR/2011/00066	BTY1	1	48	ASIA-1	1.66	NO		
	OS	1	0	NEG	-0.9	YES		
TUR/2011/00067	BTY1	1	48	ASIA-1	2.22	NO		
	OS	1	0	NEG	-0.9	YES		
TUR/2011/00068	BTY1	1	24	ASIA-1	2.31	NO		
	OS	1	0	NEG	-0.9	YES		
TUR/2011/00069	BTY1	1	24	ASIA-1	2.43	NO		
	OS	1	0	ASIA-1	0.19	NO		
TUR/2011/00070	BTY1	1	24	ASIA-1	2.75	NO		
	OS	1	0	ASIA-1	0.96	NO		
TUR/2011/00071	BTY1	1	24	O	0.87	NO		
	OS	1	0	NEG	-0.9	YES		
TUR/2011/00072	BTY1	1	24	ASIA-1	2.02	NO		
	OS	1	0	ASIA-1	0.36	NO		
TUR/2011/00073	BTY1	1	48	ASIA-1	1.88	NO		
	OS	1	0	NEG	-0.9	YES		
TUR/2011/00074	BTY1	1	24	ASIA-1	2.27	NO		
	OS	1	0	ASIA-1	0.24	NO		
TUR/2011/00075	OS	1	0	NEG	-0.9	YES		
TUR/2011/00076	BTY1	1	48	ASIA-1	2.36	NO		
	OS	1	0	ASIA-1	0.11	NO		

TUR/2011/00077	BTY1	1	24	A	0.71	NO		
	OS	1	0	NEG	-0.9	YES		
TUR/2011/00078	BTY1	1	24	A	0.62	NO		
	OS	1	0	NEG	-0.9	YES		
TUR/2011/00079	BTY2	1	24	A	1.14	NO		
	OS	1	0	NEG	-0.9	YES		
TUR/2012/00001	BTY1	1	24	ASIA-1	2.33	NO		
	OS	1	0	NEG	-0.9	YES		
TUR/2012/00002	BTY1	1	24	ASIA-1	2.01	NO		
	OS	1	0	ASIA-1	1.51	NO		
TUR/2012/00003	BTY1	1	48	A	0.82	NO		
	OS	1	0	NEG	-0.9	YES		
TUR/2012/00004	BTY1	1	24	A	0.48	NO		
	OS	1	0	NEG	-0.9	YES		
TUR/2012/00005	BTY1	1	24	A	0.24	NO		
	OS	1	0	NEG	-0.9	YES		

TISSUE CULTURE TEST DATA

WRL REF NUMBER	TC TEST TYPE	ATTEMPT NUMBER	HOUR	NUMBER OF TUBES	READING	DATE READ	DATE VALIDATED	VALIDATED BY
TUR/2011/00065	BTY1	1	24	4	VE			
	BTY1	1	48	5	+			
TUR/2011/00066	BTY1	1	24	1	E			
	BTY1	1	48	3	+			
TUR/2011/00067	BTY1	1	24	5	E			
	BTY1	1	48	5	+			
TUR/2011/00068	BTY1	1	24	5	+			
TUR/2011/00069	BTY1	1	24	5	+			
TUR/2011/00070	BTY1	1	24	5	+			
TUR/2011/00071	BTY1	1	24	5	+			
TUR/2011/00072	BTY1	1	24	5	+			
TUR/2011/00073	BTY1	1	24	5	VVE			
	BTY1	1	48	5	+			
TUR/2011/00074	BTY1	1	24	5	+			
TUR/2011/00075	BTY1	1	24	5	-			
	BTY1	1	48	5	-			
	BTY1	1	72	5	-			
	BTY1	1	96	5	-			
TUR/2011/00076	BTY1	1	24	5	E+			
	BTY1	1	48	5	+			
TUR/2011/00077	BTY1	1	24	5	+			
TUR/2011/00078	BTY1	1	24	5	+			
TUR/2011/00079	BTY1	1	24	5	-			
	BTY1	1	48	1	+			
	BTY1	1	72	1	+			
	BTY1	1	96	3	-			
	BTY2	1	24	5	+			
TUR/2012/00001	BTY1	1	24	5	+			
TUR/2012/00002	BTY1	1	24	5	+			
TUR/2012/00003	BTY1	1	24	1	VE			
	BTY1	1	48	5	+			
TUR/2012/00004	BTY1	1	24	5	+			
TUR/2012/00005	BTY1	1	24	5	+			

CT VALUES

WRL REF NUMBER	TEST NUMBER	WRL TEST REF	CT VALUE	CT MATERIAL	CT VIRUS	DATE VALIDATED	VALIDATED BY
TUR/2011/00065	1	WRL 0869	19.7	OS	FMD		
	2	WRL 0869	19.15	OS	FMD		
TUR/2011/00066	1	WRL 0869	25.8	OS	FMD		
	2	WRL 0869	25.86	OS	FMD		
TUR/2011/00067	1	WRL 0869	24.47	OS	FMD		
	2	WRL 0869	24.12	OS	FMD		
TUR/2011/00068	1	WRL 0869	15.65	OS	FMD		
	2	WRL 0869	15.98	OS	FMD		
TUR/2011/00069	1	WRL 0869	15.54	OS	FMD		
	2	WRL 0869	15.77	OS	FMD		
TUR/2011/00070	1	WRL 0869	12.42	OS	FMD		
	2	WRL 0869	11.45	OS	FMD		
TUR/2011/00071	1	WRL 0869	19.85	OS	FMD		
	2	WRL 0869	20.28	OS	FMD		
TUR/2011/00072	1	WRL 0869	14.95	OS	FMD		
	2	WRL 0869	14.87	OS	FMD		
TUR/2011/00073	1	WRL 0869	14.93	OS	FMD		
	2	WRL 0869	15.15	OS	FMD		
TUR/2011/00074	1	WRL 0869	13.26	OS	FMD		
	2	WRL 0869	13.12	OS	FMD		
TUR/2011/00075	1	WRL 0869	22.52	OS	FMD		
	2	WRL 0869	22.32	OS	FMD		
TUR/2011/00076	1	WRL 0869	15.15	OS	FMD		
	2	WRL 0869	15.47	OS	FMD		
TUR/2011/00077	1	WRL 0870	15.8	OS	FMD		
	2	WRL 0870	15.91	OS	FMD		
TUR/2011/00078	1	WRL 0870	16.97	OS	FMD		
	2	WRL 0870	16.73	OS	FMD		
TUR/2011/00079	1	WRL 0870	34.42	OS	FMD		
	2	WRL 0870	32.77	OS	FMD		
TUR/2012/00001	1	WRL 0870	19.78	OS	FMD		
	2	WRL 0870	19.89	OS	FMD		
TUR/2012/00002	1	WRL 0870	14.57	OS	FMD		
	2	WRL 0870	14.4	OS	FMD		
TUR/2012/00003	1	WRL 0870	22.51	OS	FMD		
	2	WRL 0870	22.1	OS	FMD		
TUR/2012/00004	1	WRL 0870	15.33	OS	FMD		
	2	WRL 0870	15.39	OS	FMD		
TUR/2012/00005	1	WRL 0870	17.01	OS	FMD		
	2	WRL 0870	17.04	OS	FMD		

Validated by



Date 21/02/2012

FMD DETECTION AND SEROTYPING FULL RESULTS

BATCH NUMBER - WRLFMD/2012/00007 DATE RECEIVED AT SITE - 02/02/2012 FROM TURKEY

SENDER DETAILS [REDACTED]

Your Reference	WRL Reference	Description of Sample	Direct Antigen			PCR Result	Final Result
			ELISA	Cell Culture / ELISA BTY RS	Other		
1550/2011	TUR 65/2011	CATTLE, epithelium Collected 20/10/2011	NEG	ASIA-I		19.7, 19.15	ASIA-I
1637/2011	TUR 66/2011	CATTLE, epithelium Collected 17/11/2011	NEG	ASIA-I		25.8, 25.86	ASIA-I
1658/2011	TUR 67/2011	CATTLE, epithelium Collected 24/11/2011	NEG	ASIA-I		24.47, 24.12	ASIA-I
1702/2011	TUR 68/2011	CATTLE, epithelium Collected 01/12/2011	NEG	ASIA-I		15.65, 15.98	ASIA-I
1700/2011	TUR 69/2011	CATTLE, epithelium Collected 06/12/2011	ASIA-I	ASIA-I		15.54, 15.77	ASIA-I
1714/2011	TUR 70/2011	CATTLE, epithelium Collected 07/12/2011	ASIA-I	ASIA-I		12.42, 11.45	ASIA-I

NVD - No Virus Detected POS - FMDV Genome Detected NEG - No FMDV Genome Detected FMDVGD - FMDV Genome Detected
WRLFMD/2012/00007 IAHB/2012/00149 21 February 2012 Page 1 of 3

Created by IAH Informatics FMD serotyping Full Results Report

Your Reference	WRL Reference	Description of Sample	Direct Antigen ELISA	Cell Culture / ELISA BTY RS	Other	PCR Result	Final Result
1712/2011	TUR 71/2011	CATTLE, epithelium Collected 08/12/2011	NEG	O		19.85, 20.28	O
1719/2011	TUR 72/2011	CATTLE, epithelium Collected 12/12/2011	ASIA-1	ASIA-1		14.95, 14.87	ASIA-1
1741/2011	TUR 73/2011	CATTLE, epithelium Collected 16/12/2011	NEG	ASIA-1		14.93, 15.15	ASIA-1
1760/2011	TUR 74/2011	CATTLE, epithelium Collected 19/12/2011	ASIA-1	ASIA-1		13.26, 13.12	ASIA-1
2/2012	TUR 75/2011	CATTLE, epithelium Collected 27/12/2011	NEG	-ve		22.52, 22.32	FMDV GD
3/2012	TUR 76/2011	CATTLE, epithelium Collected 27/12/2011	ASIA-1	ASIA-1		15.15, 15.47	ASIA-1
1782/2011	TUR 77/2011	CATTLE, epithelium Collected 27/12/2011	NEG	A		15.8, 15.91	A
5/2012	TUR 78/2011	CATTLE, epithelium Collected 29/12/2011	NEG	A		16.97, 16.73	A
13/2012	TUR 79/2011	CATTLE, epithelium Collected 29/12/2011	NEG	A		34.42, 32.77	A

NVD - No Virus Detected
WRI.FMD/2012/00007


POS - FMDV Genome Detected
IAHB/2012/00149

NEG - No FMDV Genome Detected
21 February 2012

FMDVGD - FMDV Genome Detected
Page 2 of 3

Created by IAH Informatics FMD serotyping Full Results Report

Your Reference	WRL Reference	Description of Sample	Direct Antigen ELISA	Cell Culture / ELISA BTY RS	Other	PCR Result	Final Result
21/2012	TUR 1/2012	CATTLE, epithelium Collected 02/01/2012	NEG	ASIA-1		19.76, 19.89	ASIA-1
47/2011	TUR 2/2012	CATTLE, epithelium Collected 05/01/2012	ASIA-1	ASIA-1		14.57, 14.4	ASIA-1
56/2012	TUR 3/2012	CATTLE, epithelium Collected 06/01/2012	NEG	A		22.51, 22.1	A
61/2012	TUR 4/2012	CATTLE, epithelium Collected 10/01/2012	NEG	A		15.33, 15.39	A
64/2012	TUR 5/2012	CATTLE, epithelium Collected 11/01/2012	NEG	A		17.01, 17.04	A

Validated by .. 

Date 21/02/2012