




PIRBRIGHT LABORATORY
Ash Road, Pirbright, Surrey GU24 0NF
Tel: +44 (0)1483 232441 Fax: +44 (0)1483 232448
Email: iah@iah.ac.uk
Website: www.iah.bbsrc.ac.uk

FMD Detection And Serotyping Results

Lab Reference WRL batch Number: WRLFMD/2011/00050

Sender Details:




Date Received: 15/12/2011

Country of Origin: ETHIOPIA


Dear Tesfaye Rufael,

Diagnostics work has now been completed in respect of the samples you submitted and the details are as attached.

Results Approved By:



Official Stamp



Date:

6/1/12



To help us improve the quality of our service, please send any suggestions or requests to the Reference Laboratory by fax (+44 (0)1483 232621) or email (gareth.shimmon@iah.ac.uk). IAH actively seeks and appreciates feedback, if you would like to offer feedback please complete the WRLFMD survey: <http://www.surveymonkey.com/s/WRLFMD>

FMD Detection And Serotyping Results Report

INSTITUTE FOR ANIMAL HEALTH

Director: Professor John Fazakerley BSc, MBA, PhD, FRCPath

Lab Reference WRL Batch Number: WRLFMD/2011/00050

PIRBRIGHT LABORATORY

Sender
Details:



Ash Road, Pirbright,
Surrey GU24 0NF

Tel: +44 (0)1483 232441

Fax: +44 (0)1483 232448

Email: iah@iah.ac.uk

Website: www.iah.bbsrc.ac.uk

Date Received: 15/12/2011 Country Of Origin: ETHIOPIA

Date Tests Completed 03/01/2012

Your Reference	WRL Reference	Description of Sample	PCR Result	Serotyping Result by Cell Culture/ELISA
ET 27/2011	ETH 13/2011	CATTLE, epithelium, Collected 31/10/2011	POS	O
ET 28/2011	ETH 14/2011	CATTLE, blood, Collected 31/10/2011	NEG	NVD
ET 13/2011	ETH 15/2011	CATTLE, blood, Collected 07/11/2011	NEG	NVD
ET 14/2011	ETH 16/2011	CATTLE, blood, Collected 07/11/2011	NEG	NVD
ET 15/2011	ETH 17/2011	CATTLE, epithelium, Collected 08/11/2011	POS	NVD
ET 16/2011	ETH 18/2011	CATTLE, epithelium, Collected 08/11/2011	POS	O
ET 17/2011	ETH 19/2011	CATTLE, epithelium, Collected 08/11/2011	POS	NVD
ET 18/2011	ETH 20/2011	GOAT, blood, Collected 10/11/2011	NEG	NVD
ET 19/2011	ETH 21/2011	GOAT, blood, Collected 10/11/2011	NEG	NVD
ET 20/2011	ETH 22/2011	SHEEP, blood, Collected 10/11/2011	NEG	NVD

NVD - No Virus Detected POS - FMDV Genome Detected NEG - No FMDV Genome Detected FMDVGD - FMDV Genome Detected

SOPs - WRL 026 (PCR), WRL 002 (Cell Culture), WRL 006 (ELISA)

A UKAS accredited testing laboratory No. 4025.

Your Reference	WRL Reference	Description of Sample	PCR Result	Serotyping Result by Cell Culture/ELISA
ET 21/2011	ETH 23/2011	CATTLE, blood, Collected 10/11/2011	NEG	NVD
ET 22/2011	ETH 24/2011	CATTLE, blood, Collected 10/11/2011	NEG	NVD
ET 23/2011	ETH 25/2011	CATTLE, blood, Collected 10/11/2011	NEG	NVD
ET 24/2011	ETH 26/2011	CATTLE, blood, Collected 10/11/2011	POS	O
ET 25/2011	ETH 27/2011	CATTLE, blood, Collected 10/11/2011	NEG	NVD
ET 26/2011	ETH 28/2011	CATTLE, swab + epithelium, Collected 15/11/2011	POS	O

NVD - No Virus Detected POS - FMDV Genome Detected NEG - No FMDV Genome Detected FMDVGD - FMDV Genome Detected
SOPs - WRL 026 (PCR), WRL 002 (Cell Culture), WRL 006 (ELISA)

A UKAS accredited testing laboratory No. 4025.

LAB DATA VALIDATION REPORT
LAB DATA AND TESTS FOR BATCH - WRLFMD/2011/00050

GENERAL LAB DATA

WRL REF NUMBER	DATE RECEIVED	WEIGHT IN GRAMS	PH	STORED AMOUNT	DATE STORED	RT-PCR	INTERIM RESULT	FINAL RESULT	DATE VALIDATED	VALIDATED BY
ETH/2011/00013	15/12/2011	0.517	7.6	1	15/12/2011	POSITIVE		O		
ETH/2011/00014	15/12/2011	0	0	1	15/12/2011	NEGATIVE		NVD		
ETH/2011/00015	15/12/2011	0	0	1	15/12/2011	NEGATIVE		NVD		
ETH/2011/00016	15/12/2011	0	0	1	15/12/2011	NEGATIVE		NVD		
ETH/2011/00017	15/12/2011	1.151	7.6	1	15/12/2011	POSITIVE		FMDV GD		
ETH/2011/00018	15/12/2011	1.342	7.6	1	15/12/2011	POSITIVE		O		
ETH/2011/00019	15/12/2011	0.234	7.6	1	15/12/2011	POSITIVE		FMDV GD		
ETH/2011/00020	15/12/2011	0	0	1	15/12/2011	NEGATIVE		NVD		
ETH/2011/00021	15/12/2011	0	0	1	15/12/2011	NEGATIVE		NVD		
ETH/2011/00022	15/12/2011	0	0	1	15/12/2011	NEGATIVE		NVD		
ETH/2011/00023	15/12/2011	0	0	1	15/12/2011	NEGATIVE		NVD		
ETH/2011/00024	15/12/2011	0	0	1	15/12/2011	NEGATIVE		NVD		
ETH/2011/00025	15/12/2011	0	0	1	15/12/2011	NEGATIVE		NVD		
ETH/2011/00026	15/12/2011	0	0	1	15/12/2011	POSITIVE		O		
ETH/2011/00027	15/12/2011	0	0	1	15/12/2011	NEGATIVE		NVD		
ETH/2011/00028	15/12/2011	0.479	7.6	1	15/12/2011	POSITIVE		O		

ELISA TEST DATA

WRL REF NO	TEST TYPE	ATTEMPT	HOUR	SEROTYPE	RESULTS	NEGATIVE	DATE VALIDATED	VALIDATED BY
ETH/2011/00013	BTY1	1	48	O	0.77	NO		
	OS	1	0	NEG	-0.9	YES		
	RS1	1	72	O	0.85	NO		
ETH/2011/00017	OS	1	0	NEG	-0.9	YES		
ETH/2011/00018	BTY1	1	72	O	0.78	NO		
	OS	1	0	NEG	-0.9	YES		
ETH/2011/00019	OS	1	0	NEG	-0.9	YES		
ETH/2011/00026	BTY2	1	48	O	1.52	NO		
ETH/2011/00028	BTY1	1	48	O	1.1	NO		
	OS	1	0	O	0.31	NO		

TISSUE CULTURE TEST DATA

WRL REF NUMBER	TC TEST TYPE	ATTEMPT NUMBER	HOUR	NUMBER OF TUBES	READING	DATE READ	DATE VALIDATED	VALIDATED BY
ETH/2011/00013	BTY1	1	24	5	VVE			
	BTY1	1	48	5	+			
	RS1	1	24	5	-			
	RS1	1	48	2	VE			
	RS1	1	72	1	+			
ETH/2011/00014	BTY1	1	24	5	-			
	BTY1	1	48	5	-			
	BTY1	1	72	5	-			
	BTY2	1	24	5	-			
	BTY2	1	48	5	-			
	RS1	1	24	5	-			
	RS1	1	48	5	-			
	RS1	1	72	5	-			
	RS2	1	24	2	-			

ETH/2011/00015	RS2	1	48	2	-		
	BTY1	1	24	5	-		
	BTY1	1	48	5	-		
	BTY1	1	72	5	-		
	BTY2	1	24	5	-		
	BTY2	1	48	5	-		
ETH/2011/00016	RS1	1	24	5	TOXIC		
	BTY1	1	24	5	-		
	BTY1	1	48	5	-		
	BTY1	1	72	5	-		
	BTY2	1	24	5	-		
	BTY2	1	48	5	-		
ETH/2011/00017	RS1	1	24	5	TOXIC		
	BTY1	1	24	5	-		
	BTY1	1	48	5	-		
	BTY1	1	72	5	-		
	BTY2	1	24	5	-		
	BTY2	1	48	5	-		
ETH/2011/00018	RS1	1	24	5	-		
	RS1	1	48	5	-		
	RS1	1	72	5	-		
	RS2	1	24	2	-		
	RS2	1	48	2	-		
	BTY1	1	24	5	-		
ETH/2011/00019	BTY1	1	48	5	E		
	BTY1	1	72	5	-		
	RS1	1	24	5	-		
	RS1	1	48	5	-		
	RS1	1	72	5	-		
	BTY1	1	24	5	-		
ETH/2011/00020	BTY1	1	48	5	-		
	BTY1	1	72	5	-		
	BTY1	1	24	5	-		
	BTY2	1	24	5	-		
	BTY2	1	48	5	-		
	RS1	1	24	5	-		
ETH/2011/00021	RS1	1	48	5	-		
	RS1	1	72	5	-		
	RS2	1	24	2	-		
	RS2	1	48	2	-		
	BTY1	1	24	5	-		
	BTY1	1	48	5	-		
ETH/2011/00021	BTY1	1	72	5	-		
	BTY2	1	24	5	-		
	BTY2	1	48	5	-		
	BTY2	1	24	5	-		

ETH/2011/00022	RS1	1	24	5	.		
	RS1	1	48	5	.		
	RS1	1	72	5	.		
	RS2	1	24	2	.		
	RS2	1	48	2	.		
	BTY1	1	24	5	.		
	BTY1	1	48	5	.		
	BTY1	1	72	5	.		
	BTY2	1	24	5	.		
	BTY2	1	48	5	.		
	RS1	1	24	5	.		
	RS1	1	48	5	.		
ETH/2011/00023	RS1	1	72	5	.		
	RS2	1	24	2	.		
	RS2	1	48	2	.		
	BTY1	1	24	5	.		
	BTY1	1	48	5	.		
	BTY1	1	72	5	.		
	BTY2	1	24	5	.		
	BTY2	1	48	5	.		
	RS1	1	24	5	.		
	RS1	1	48	5	.		
	RS1	1	72	5	.		
	ETH/2011/00024	RS2	1	24	2	.	
RS2		1	48	2	.		
BTY1		1	24	5	.		
BTY1		1	48	5	.		
BTY2		1	24	5	.		
BTY2		1	48	5	.		
RS1		1	24	5	.		
RS1		1	48	5	.		
RS1		1	72	5	.		
RS2		1	24	2	.		
RS2		1	48	2	.		
ETH/2011/00025		BTY1	1	24	5	.	
	BTY1	1	48	5	.		
	BTY2	1	24	5	.		
	BTY2	1	48	5	.		
	RS1	1	24	5	.		
	RS1	1	48	5	.		
	RS2	1	24	5	.		
	RS2	1	48	5	.		
	BTY1	1	24	5	.		
	BTY1	1	48	5	.		
	BTY2	1	24	5	.		
	BTY2	1	48	5	.		
ETH/2011/00026	RS1	1	24	5	.		
	RS1	1	48	5	.		
	RS2	1	24	5	.		
	RS2	1	48	5	.		
	BTY1	1	24	5	.		
	BTY1	1	48	2	E?		
	BTY2	1	24	5	E		
	BTY2	1	48	5	←		
	RS1	1	24	5	.		
	RS1	1	48	5	.		
	RS2	1	24	5	.		
	RS2	1	48	5	.		
ETH/2011/00027	BTY1	1	24	5	.		
	BTY1	1	48	5	.		
	BTY2	1	24	5	.		
	BTY2	1	48	5	.		
	RS1	1	24	5	.		
	RS1	1	48	5	.		

	RS1	1	48	5	.			
	RS2	1	24	5	.			
	RS2	1	48	5	.			
ETH/2011/00028	BTY1	1	24	5	VVE?			
	BTY1	1	48	5	+			
	RS1	1	24	5	.			
	RS1	1	48	5	.			

CT VALUES

WRL REF NUMBER	TEST NUMBER	WRL TEST REF	CT VALUE	CT MATERIAL	CT VIRUS	DATE VALIDATED	VALIDATED BY
ETH/2011/00013	1	WRL 0847	18.39	OS	FMD		
ETH/2011/00014	1	WRL 0848	50	BLOOD	FMD		
ETH/2011/00015	1	WRL 0847	35.75	BLOOD	FMD		
ETH/2011/00016	1	WRL 0847	37.04	BLOOD	FMD		
ETH/2011/00017	1	WRL 0847	21.76	OS	FMD		
	2	WRL 0847	21.94	OS	FMD		
ETH/2011/00018	1	WRL 0847	23.6	OS	FMD		
ETH/2011/00019	1	WRL 0848	23.88	OS	FMD		
ETH/2011/00020	1	WRL 0847	35.8	BLOOD	FMD		
ETH/2011/00021	1	WRL 0847	50	BLOOD	FMD		
	2	WRL 0847	50	BLOOD	FMD		
ETH/2011/00022	1	WRL 0849	50	BLOOD	FMD		
	2	WRL 0849	50	BLOOD	FMD		
ETH/2011/00023	1	WRL 0849	50	BLOOD	FMD		
	2	WRL 0849	50	BLOOD	FMD		
ETH/2011/00024	1	WRL 0849	50	BLOOD	FMD		
	2	WRL 0847	50	BLOOD	FMD		
ETH/2011/00025	1	WRL 0849	50	BLOOD	FMD		
	2	WRL 0849	50	BLOOD	FMD		
ETH/2011/00026	1	WRL 0849	28.55	BLOOD	FMD		
	2	WRL 0849	28.43	BLOOD	FMD		
ETH/2011/00027	1	WRL 0849	44.21	BLOOD	FMD		
	2	WRL 0849	34.67	BLOOD	FMD		
ETH/2011/00028	1	WRL 0849	18.36	OS	FMD		
	2	WRL 0849	16.49	OS	FMD		

Validated by 

Date 3/1/12

FMD DETECTION AND SEROTYPING FULL RESULTS

BATCH NUMBER - WRLEMD/2011/00050 DATE RECEIVED AT SITE - 15/12/2011 FROM ETHIOPIA

SENDER DETAILS [REDACTED]

Your Reference	WRL Reference	Description of Sample	Direct Antigen ELISA	Cell Culture / ELISA			PCR Result	Final Result
				BTY	RS	Other		
ET 27/2011	ETH 13/2011	CATTLE, epithelium Collected 31/10/2011	NEG	O	O		18.39	O
ET 28/2011	ETH 14/2011	CATTLE, blood Collected 31/10/2011		-ve	-ve		50	NVD
ET 13/2011	ETH 15/2011	CATTLE, blood Collected 31/10/2011 7/11/11		-ve			35.75	NVD
ET 14/2011	ETH 16/2011	CATTLE, blood Collected 31/10/2011 7/11/11		-ve			37.04	NVD
ET 15/2011	ETH 17/2011	CATTLE, epithelium Collected 31/10/2011 8/11/11	NEG	-ve	-ve		21.76, 21.94	FMDV GD
ET 16/2011	ETH 18/2011	CATTLE, epithelium Collected 31/10/2011 8/11/11	NEG	O	-ve		23.6	O

NVD - No Virus Detected POS - FMDV Genome Detected NEG - No FMDV Genome Detected FMDVGD - FMDV Genome Detected

WRLEMD/2011/00050

LAJIB/2011/00966

03 January 2012

Page 1 of 3

Created by IAH Informatics FMD serotyping Full Results Report

Your Reference	WRL Reference	Description of Sample	Direct Antigen ELISA	Cell Culture / ELISA BTY	RS	Other	PCR Result	Final Result
ET 17/2011	ETH 19/2011	CATTLE, epithelium Collected 31/10/2011 8/11/11	NEG	-ve	-ve		23.88	FMDV GD
ET 18/2011	ETH 20/2011	GOAT, blood Collected 10/11/2011		-ve	-ve		35.8	NVD
ET 19/2011	ETH 21/2011	GOAT, blood Collected 10/11/2011		-ve	-ve		50, 50	NVD
ET 20/2011	ETH 22/2011	SHEEP, blood Collected 10/11/2011		-ve	-ve		50, 50	NVD
ET 21/2011	ETH 23/2011	CATTLE, blood Collected 10/11/2011		-ve	-ve		50, 50	NVD
ET 22/2011	ETH 24/2011	CATTLE, blood Collected 10/11/2011		-ve	-ve		50, 50	NVD
ET 23/2011	ETH 25/2011	CATTLE, blood Collected 10/11/2011		-ve	-ve		50, 50	NVD
ET 24/2011	ETH 26/2011	CATTLE, blood Collected 10/11/2011		O	-ve		28.55, 28.43	O
ET 25/2011	ETH 27/2011	CATTLE, blood Collected 10/11/2011		-ve	-ve		44.21, 34.67	NVD

NVD - No Virus Detected POS - FMDV Genome Detected NEG - No FMDV Genome Detected FMDVGD - FMDV Genome Detected

WRLFMD/2011/00050

IAHB/2011/00966

03 January 2012

Page 2 of 3

Created by IAH Informatics FMD serotyping Full Results Report

Your Reference	WRL Reference	Description of Sample	Direct Antigen		Cell Culture / ELISA		PCR Result	Final Result
			ELISA	Other	BTY	RS		
ET 26/2011	ETH 28/2011	CATTLE, swab + epithelium Collected 15/11/2011	O		O		16.36, 16.49	O

Validated by



Date

31/1/12

NVD - No Virus Detected POS - FMDV Genome Detected NEG - No FMDV Genome Detected FMDVGD - FMDV Genome Detected

WRI.FMD/2011/00050

IAIIB/2011/00966

03 January 2012

Page 3 of 3

Created by IAH Informatics FMD serotyping Full Results Report