




PIRBRIGHT LABORATORY
Ash Road, Pirbright, Surrey GU24 0NF
Tel: +44 (0)1483 232441 Fax: +44 (0)1483 232448
Email: iah@iah.ac.uk
Website: www.iah.bbsrc.ac.uk

FMD Detection And Serotyping Results

Lab Reference WRL batch Number: WRLFMD/2011/00046

Sender Details:




Date Received: 21/11/2011

Country of Origin: MONGOLIA


Dear Dr Dashzeveg Bold,

Diagnostics work has now been completed in respect of the samples you submitted and the details are as attached.

Results Approved By:



Official Stamp



Date:

8 / 12 / 11



To help us improve the quality of our service, please send any suggestions or requests to the Reference Laboratory by fax (+44 (0)1483 232621) or email (gareth.shimmon@iah.ac.uk). IAH actively seeks and appreciates feedback, if you would like to offer feedback please complete the WRLFMD survey: <http://www.surveymonkey.com/s/WRLFMD>


FMD Detection And Serotyping Results Report

INSTITUTE FOR ANIMAL HEALTH

Director: Professor John Fazakerley BSc, MBA, PhD, FRCPath

Lab Reference WRL Batch Number: WRLFMD/2011/00046

Sender
Details:



PIRBRIGHT LABORATORY

Ash Road, Pirbright,
Surrey GU24 0NF

Tel: +44 (0)1483 232441

Fax: +44 (0)1483 232448

Email: iah@iah.ac.uk

Website: www.iah.bbsrc.ac.uk

Date Received: 21/11/2011 Country Of Origin: MONGOLIA

Date Tests Completed 01/12/2011

Your Reference	WRL Reference	Description of Sample	PCR Result	Serotyping Result by Cell Culture/ELISA
0/MOG/17/2002	MOG 1/2002	CAMEL, epithelium/mouth/tongue, Collected 01/01/2002	POS	NVD
0/MOG/24/2002	MOG 2/2002	CAMEL, epithelium/mouth/tongue, Collected 01/01/2002	POS	O
0/MOG/87/2010	MOG 19/2010	CAMEL, epithelium/mouth/tongue, Collected 01/01/2010	NEG	NVD
0/MOG/88/2010	MOG 20/2010	CAMEL, epithelium/mouth/tongue, Collected 01/01/2010	NEG	NVD

NVD - No Virus Detected POS - FMDV Genome Detected NEG - No FMDV Genome Detected FMDVGD - FMDV Genome Detected

SOPs - WRL 026 (PCR), WRL 002 (Cell Culture), WRL 006 (ELISA)

A UKAS accredited testing laboratory No. 4025.

LAB DATA VALIDATION REPORT
LAB DATA AND TESTS FOR BATCH - WRLFMD/2011/00046

GENERAL LAB DATA

WRL REF NUMBER	DATE RECEIVED	WEIGHT IN GRAMS	PH	STORED AMOUNT	DATE STORED	RT-PCR	INTERIM RESULT	FINAL RESULT	DATE VALIDATED	VALIDATED BY
MOG/2002/00001	21/11/2011	0.361	0	1	21/11/2011	POSITIVE		FMDV GD		
MOG/2002/00002	21/11/2011	0.852	0	1	21/11/2011	POSITIVE		O		
MOG/2010/00019	21/11/2011	2.745	0	1	21/11/2011	NEGATIVE		NVD		
MOG/2010/00020	21/11/2011	2.235	0	1	21/11/2011	NEGATIVE		NVD		

ELISA TEST DATA

WRL REF NO	TEST TYPE	ATTEMPT	HOUR	SEROTYPE	RESULTS	NEGATIVE	DATE VALIDATED	VALIDATED BY
MOG/2002/00001	OS	1	0	NEG	-0.9	YES		
MOG/2002/00002	OS	1	0	O	0.13	NO		
MOG/2010/00019	OS	1	0	NEG	-0.9	YES		
MOG/2010/00020	OS	1	0	NEG	-0.9	YES		

TISSUE CULTURE TEST DATA

WRL REF NUMBER	TC TEST TYPE	ATTEMPT NUMBER	HOUR	NUMBER OF TUBES	READING	DATE READ	DATE VALIDATED	VALIDATED BY
MOG/2002/00001	BTY1	1	24	5	.			
	BTY1	1	48	5	.			
	BTY1	1	72	5	.			
	BTY2	1	24	5	.			
	BTY2	1	48	5	.			
	RS1	1	24	5	.			
	RS1	1	48	5	.			
	RS1	1	72	5	.			
	RS2	1	24	5	.			
MOG/2002/00002	BTY1	1	24	5	.			
	BTY1	1	48	5	.			
	BTY1	1	72	5	.			
	BTY2	1	24	5	.			
	BTY2	1	48	5	.			
	RS1	1	24	5	.			
	RS1	1	48	5	.			
	RS1	1	72	5	.			
	RS2	1	24	5	.			
MOG/2010/00019	RS2	1	48	5	.			
	BTY1	1	24	5	.			
	BTY1	1	48	5	.			
	BTY1	1	72	5	.			
	BTY2	1	24	5	.			
	BTY2	1	48	5	.			
	RS1	1	24	5	.			
	RS1	1	48	5	.			
	RS1	1	72	5	.			
MOG/2010/00020	RS2	1	24	5	.			
	RS2	1	48	5	.			
	BTY1	1	24	5	.			
	BTY1	1	48	5	.			
	BTY1	1	72	5	.			

BTY1	1	48	5	-			
BTY1	1	72	5	-			
BTY2	1	24	5	-			
BTY2	1	48	5	-			
RS1	1	24	5	-			
RS1	1	48	5	-			
RS1	1	72	5	-			
RS2	1	24	5	-			
RS2	1	48	5	-			

CT VALUES

WRL REF NUMBER	TEST NUMBER	WRL TEST REF	CT VALUE	CT MATERIAL	CT VIRUS	DATE VALIDATED	VALIDATED BY
MOG/2002/00001	1	WRL 0841	31.74	OS	FMD		
	2	WRL 0841	30.06	OS	FMD		
MOG/2002/00002	1	WRL 0841	29.8	OS	FMD		
	2	WRL 0841	29.53	OS	FMD		
MOG/2010/00019	1	WRL 0841	50	OS	FMD		
	2	WRL 0841	50	OS	FMD		
MOG/2010/00020	1	WRL 0841	50	OS	FMD		
	2	WRL 0841	50	OS	FMD		

Validated by



Date

1/12/11


FMD DETECTION AND SEROTYPING FULL RESULTS

BATCH NUMBER - WRLFMD/2011/00046 DATE RECEIVED AT SITE - 21/11/2011 FROM MONGOLIA

SENDER DETAILS



Your Reference	WRL Reference	Description of Sample	Direct Antigen ELISA	Cell Culture / ELISA BTY	RS	Other	PCR Result	Final Result
0/MOG/17/2002	MOG 1/2002	CAMEL, epithelium/mouth/tongue Collected 01/01/2002	NEG	-ve	-ve		31.74, 30.06	FMDV GD
0/MOG/24/2002	MOG 2/2002	CAMEL, epithelium/mouth/tongue Collected 01/01/2002	O	-ve	-ve		29.8, 29.53	O
0/MOG/87/2010	MOG 19/2010	CAMEL, epithelium/mouth/tongue Collected 01/01/2010	NEG	-ve	-ve		50, 50	NVD
0/MOG/88/2010	MOG 20/2010	CAMEL, epithelium/mouth/tongue Collected 01/01/2010	NEG	-ve	-ve		50, 50	NVD

Validated by 

Date 1/12/11

NVI - No Virus Detected PKS - FMDV Genome Detected NEG - No FMDV Genome Detected FMDVGD - FMDV Genome Detected

WRLFMD/2011/00046

LAMB/2011/00905

01 December 2011

Page 1 of 1

Created by IAH Informatics FMD serotyping Full Results Report