



PIRBRIGHT LABORATORY
Ash Road, Pirbright, Surrey GU24 0NF
Tel: +44 (0)1483 232441 Fax: +44 (0)1483 232448
Email: iah@iah.ac.uk
Website: www.iah.bbsrc.ac.uk

FMD Detection And Serotyping Results

Lab Reference WRL batch Number: WRLFMD/2011/00044

Sender Details:




Date Received: 02/11/2011

Country of Origin: ETHIOPIA


Dear Tesfaye Rufael,

Diagnostics work has now been completed in respect of the samples you submitted and the details are as attached.

Results Approved By:




Official Stamp



Date:

9/11/11



To help us improve the quality of our service, please send any suggestions or requests to the Reference Laboratory by fax (+44 (0)1483 232621) or email (gareth.shimmon@iah.ac.uk). IAH actively seeks and appreciates feedback, if you would like to offer feedback please complete the WRLFMD survey: <http://www.surveymonkey.com/s/WRLFMD>


FMD Detection And Serotyping Results Report

INSTITUTE FOR ANIMAL HEALTH

Director: Professor John Fazakerley BSc, MBA, PhD, FRCPath

Lab Reference WRL Batch Number: WRLFMD/2011/00044

Sender
Details:



PIRBRIGHT LABORATORY

Ash Road, Pirbright,
Surrey GU24 0NF

Tel: +44 (0)1483 232441

Fax: +44 (0)1483 232448

Email: iah@iah.ac.uk

Website: www.iah.bbsrc.ac.uk

Date Received: 02/11/2011 Country Of Origin: ETHIOPIA

Date Tests Completed 09/11/2011

Your Reference	WRL Reference	Description of Sample	PCR Result	Serotyping Result by Cell Culture/ELISA
01 DET//11	ETH 1/2011	PIG, epithelium, Collected 28/07/2011	POS	O
02 DET//11	ETH 2/2011	PIG, epithelium, Collected 28/07/2011	POS	O
06-SET//11	ETH 3/2011	CATTLE, blood, Collected 05/10/2011	NEG	O
07-SET//11	ETH 4/2011	CATTLE, swab + epithelium, Collected 05/10/2011	POS	O
08-SET//11	ETH 5/2011	CATTLE, vesicular fluid + epi, Collected 05/10/2011	POS	O
09-SUET//11	ETH 6/2011	CATTLE, swab, Collected 13/10/2011	POS	NVD
10-SUET//11	ETH 7/2011	CATTLE, blood, Collected 13/10/2011	NEG	O
03-GET//11	ETH 8/2011	CATTLE, blood, Collected 20/10/2011	NEG	NVD
04-GET//11	ETH 9/2011	CATTLE, epithelium, Collected 20/10/2011	POS	O
05-GET//11	ETH 10/2011	CATTLE, epithelium, Collected 20/10/2011	POS	O

NVD - No Virus Detected POS - FMDV Genome Detected NEG - No FMDV Genome Detected FMDVGD - FMDV Genome Detected
SOPs - WRL 026 (PCR), WRL 002 (Cell Culture), WRL 006 (ELISA)

A UKAS accredited testing laboratory No. 4025.

Your Reference	WRL Reference	Description of Sample	PCR Result	Serotyping Result by Cell Culture/ELISA
11-GUET//11	ETH 11/2011	CATTLE, probang, Collected 26/10/2011	POS	O
12-GUET//11	ETH 12/2011	CATTLE, probang, Collected 26/10/2011	POS	O

NVD - No Virus Detected POS - FMDV Genome Detected NEG - No FMDV Genome Detected FMDVGD - FMDV Genome Detected
 SOPs - WRL 026 (PCR), WRL 002 (Cell Culture), WRL 006 (ELISA)

A UKAS accredited testing laboratory No. 4025.