




PIRBRIGHT LABORATORY  
Ash Road, Pirbright, Surrey GU24 0NF  
Tel: +44 (0)1483 232441 Fax: +44 (0)1483 232448  
Email: [iah@bbsrc.ac.uk](mailto:iah@bbsrc.ac.uk)  
Website: [www.iah.bbsrc.ac.uk](http://www.iah.bbsrc.ac.uk)

## FMD Detection And Serotyping Results

Lab Reference WRL batch Number: WRLFMD/2011/00043

Sender Details:




Date Received: 25/10/2011

Country of Origin: PARAGUAY


Dear Gerado Bogado Ayala,

Diagnostics work has now been completed in respect of the samples you submitted and the details are as attached.

Results Approved By:




Official Stamp



Date:

1/11/11



To help us improve the quality of our service, please send any suggestions or requests to the Reference Laboratory by fax (+44 (0)1483 232621) or email ([elizabeth.wilson@bbsrc.ac.uk](mailto:elizabeth.wilson@bbsrc.ac.uk)). IAH actively seeks and appreciates feedback, if you would like to offer feedback please complete the WRLFMD survey: <http://www.surveymonkey.com/s/WRLFMD>

## **FMD Detection And Serotyping Results Report**

**INSTITUTE FOR ANIMAL HEALTH**

Director: Professor John Fazakerley BSc, MBA, PhD, FRCPath

**Lab Reference WRL Batch Number:** WRLFMD/2011/00043

**PIRBRIGHT LABORATORY**

Ash Road, Pirbright,  
Surrey GU24 0NF


Tel: +44 (0)1483 232441

Fax: +44 (0)1483 232448

Email: [iah@bbsrc.ac.uk](mailto:iah@bbsrc.ac.uk)

Website: [www.iah.bbsrc.ac.uk](http://www.iah.bbsrc.ac.uk)

**Sender  
Details:**



**Date Received:** 25/10/2011 **Country Of Origin:** PARAGUAY

**Date Tests Completed** 31/10/2011

<b>Your Reference</b>	<b>WRL Reference</b>	<b>Description of Sample</b>	<b>PCR Result</b>	<b>Serotyping Result by Cell Culture/ELISA</b>
No. 167.788	PAR 1/2011	NOT KNOWN, epithelium, Collected 01/01/2011	<b>POS</b>	<b>O</b>

NVD - No Virus Detected POS - FMDV Genome Detected NEG - No FMDV Genome Detected FMDVGD - FMDV Genome Detected

SOPs - WRL 026 (PCR), WRL 002 (Cell Culture), WRL 006 (ELISA)

A UKAS accredited testing laboratory No. 4025.

**LAB DATA VALIDATION REPORT**  
**LAB DATA AND TESTS FOR BATCH - WRLFMD/2011/00043**

**GENERAL LAB DATA**

WRL REF NUMBER	DATE RECEIVED	WEIGHT IN GRAMS	PH	STORED AMOUNT	DATE STORED	RT-PCR	INTERIM RESULT	FINAL RESULT	DATE VALIDATED	VALIDATED BY
PAR/2011/00001	25/10/2011	4.235	7.4	1	25/10/2011	POSITIVE		0		

**ELISA TEST DATA**

WRL REF NO	TEST TYPE	ATTEMPT	HOUR	SEROTYPE	RESULTS	NEGATIVE	DATE VALIDATED	VALIDATED BY
PAR/2011/00001	BTY1	1	24	O	1.42	NO		
	OS	1	0	O	0.24	NO		
	RS1	1	48	O	1.22	NO		


**TISSUE CULTURE TEST DATA**

WRL REF NUMBER	TC TEST TYPE	ATTEMPT NUMBER	HOUR	NUMBER OF TUBES	READING	DATE READ	DATE VALIDATED	VALIDATED BY
PAR/2011/00001	BTY1	1	24	5	+			
	RS1	1	24	5	VE			
	RS1	1	48	5	+			

**CT VALUES**

WRL REF NUMBER	TEST NUMBER	WRL TEST REF	CT VALUE	CT MATERIAL	CT VIRUS	DATE VALIDATED	VALIDATED BY
PAR/2011/00001	1	WRL 0838	19.12	OS	FMD		
	2	WRL 0838	18.59	OS	FMD		

Validated by



Date

31/10/11

## FMD DETECTION AND SEROTYPING FULL RESULTS

**BATCH NUMBER - WRLFMD/2011/00043 DATE RECEIVED AT SITE - 25/10/2011 FROM PARAGUAY**

**SENDER DETAILS** [REDACTED]

Your Reference	WRL Reference	Description of Sample	Direct Antigen ELISA			Cell Culture / ELISA		PCR Result	Final Result
			BTY	RS	Other	BTY	RS		
No. 167.788	PAR 1/2011	NOT KNOWN, epithelium Collected 01/01/2011	0	0	0		19.12, 18.59	0	

Validated by [REDACTED]

Date

31/10/11

NVD - No Virus Detected

POS - FMDV Genome Detected

NEG - No FMDV Genome Detected

FMDVGD - FMDV Genome Detected

WRLFMD/2011/00043

1A11B/2011/00831

31 October 2011

Page 1 of 1

Created by IAH Informatics FMD serotyping Full Results Report