




PIRBRIGHT LABORATORY
Ash Road, Pirbright, Surrey GU24 0NF
Tel: +44 (0)1483 232441 Fax: +44 (0)1483 232448
Email: iah@bbsrc.ac.uk
Website: www.iah.bbsrc.ac.uk

FMD Detection And Serotyping Results

Lab Reference WRL batch Number: WRLFMD/2011/00041

Sender Details:




Date Received: 29/09/2011

Country of Origin: TURKEY


Dear Dr Musa Alkan,

Diagnostics work has now been completed in respect of the samples you submitted and the details are as attached.

Results Approved By:




Official Stamp



Date:

18/10/2011



To help us improve the quality of our service, please send any suggestions or requests to the Reference Laboratory by fax (+44 (0)1483 232621) or email (elizabeth.wilson@bbsrc.ac.uk). IAH actively seeks and appreciates feedback, if you would like to offer feedback please complete the WRLFMD survey: <http://www.surveymonkey.com/s/WRLFMD>

FMD Detection And Serotyping Results Report

INSTITUTE FOR ANIMAL HEALTH

Director: Professor John Fazakerley BSc, MBA, PhD, FRCPath

Lab Reference WRL Batch Number: WRLFMD/2011/00041

PIRBRIGHT LABORATORY

Sender
Details:



Ash Road, Pirbright,
Surrey GU24 0NF

Tel: +44 (0)1483 232441

Fax: +44 (0)1483 232448

Email: iah@bbsrc.ac.uk

Website: www.iah.bbsrc.ac.uk

Date Received: 29/09/2011 Country Of Origin: TURKEY

Date Tests Completed 17/10/2011

Your Reference	WRL Reference	Description of Sample	PCR Result	Serotyping Result by Cell Culture/ELISA
244/2011	TUR 27/2011	CATTLE, epithelium, Collected 01/01/2011	POS	O
951/2011	TUR 28/2011	CATTLE, epithelium, Collected 31/05/2011	POS	O
949/2011	TUR 29/2011	CATTLE, epithelium, Collected 02/06/2011	POS	A
967/2011	TUR 30/2011	CATTLE, epithelium, Collected 06/06/2011	POS	A
973/2011	TUR 31/2011	CATTLE, epithelium, Collected 06/06/2011	POS	NVD
982/2011	TUR 32/2011	CATTLE, heart, Collected 07/06/2011	POS	NVD
1006/2011	TUR 33/2011	CATTLE, epithelium, Collected 15/06/2011	POS	O
1024/2011	TUR 34/2011	CATTLE, epithelium, Collected 17/06/2011	POS	A
1042/2011	TUR 35/2011	CATTLE, epithelium, Collected 17/06/2011	POS	A
1066/2011	TUR 36/2011	CATTLE, epithelium, Collected 22/06/2011	POS	A

NVD - No Virus Detected POS - FMDV Genome Detected NEG - No FMDV Genome Detected FMDVGD - FMDV Genome Detected
SOPs - WRL 026 (PCR), WRL 002 (Cell Culture), WRL 006 (ELISA)

A UKAS accredited testing laboratory No. 4025.

Your Reference	WRL Reference	Description of Sample	PCR Result	Serotyping Result by Cell Culture/ELISA
1089/2011	TUR 37/2011	CATTLE, epithelium, Collected 24/06/2011	POS	A
1059/2011	TUR 38/2011	CATTLE, epithelium, Collected 24/06/2011	POS	NVD
1122/2011	TUR 39/2011	CATTLE, epithelium, Collected 28/06/2011	POS	NVD
1111/2011	TUR 40/2011	CATTLE, epithelium, Collected 29/06/2011	POS	NVD
1099/2011	TUR 41/2011	CATTLE, epithelium, Collected 30/06/2011	POS	A
1155/2011	TUR 42/2011	CATTLE, epithelium, Collected 06/07/2011	POS	A
1165/2011	TUR 43/2011	CATTLE, epithelium, Collected 11/07/2011	POS	A, O
1201/2011	TUR 44/2011	CATTLE, epithelium, Collected 16/07/2011	POS	A
1210/2011	TUR 45/2011	CATTLE, epithelium, Collected 19/07/2011	POS	NVD
1246/2011	TUR 46/2011	CATTLE, epithelium, Collected 27/07/2011	POS	A
1268/2011	TUR 47/2011	CATTLE, epithelium, Collected 01/08/2011	POS	A
1277/2011	TUR 48/2011	CATTLE, epithelium, Collected 02/08/2011	POS	A
1328/2011	TUR 49/2011	CATTLE, epithelium, Collected 15/08/2011	POS	ASIA-1

NVD - No Virus Detected POS - FMDV Genome Detected NEG - No FMDV Genome Detected FMDVGD - FMDV Genome Detected
SOPs - WRL 026 (PCR), WRL 002 (Cell Culture), WRL 006 (ELISA)

A UKAS accredited testing laboratory No. 4025.

Your Reference	WRL Reference	Description of Sample	PCR Result	Serotyping Result by Cell Culture/ELISA
1331/2011	TUR 50/2011	CATTLE, epithelium, Collected 15/08/2011	POS	ASIA-1
1332/2011	TUR 51/2011	CATTLE, epithelium, Collected 15/08/2011	POS	ASIA-1
1333/2011	TUR 52/2011	CATTLE, epithelium, Collected 15/08/2011	POS	NVD
1363/2011	TUR 53/2011	CATTLE, epithelium, Collected 18/08/2011	POS	NVD
1364/2011	TUR 54/2011	CATTLE, epithelium, Collected 18/08/2011	POS	NVD
1366/2011	TUR 55/2011	CATTLE, epithelium, Collected 19/08/2011	POS	NVD
1368/2011	TUR 56/2011	CATTLE, epithelium, Collected 19/08/2011	POS	NVD
1371/2011	TUR 57/2011	CATTLE, epithelium, Collected 19/08/2011	POS	NVD
1392/2011	TUR 58/2011	CATTLE, epithelium, Collected 19/08/2011	POS	NVD
1382/2011	TUR 59/2011	CATTLE, epithelium, Collected 23/08/2011	POS	A
1402/2011	TUR 60/2011	CATTLE, epithelium, Collected 25/08/2011	POS	A
1412/2011	TUR 61/2011	CATTLE, epithelium, Collected 06/09/2011	POS	A
1430/2011	TUR 62/2011	CATTLE, epithelium, Collected 07/09/2011	POS	NVD

NVD - No Virus Detected POS - FMDV Genome Detected NEG - No FMDV Genome Detected FMDVGD - FMDV Genome Detected
SOPs - WRL 026 (PCR), WRL 002 (Cell Culture), WRL 006 (ELISA)

A UKAS accredited testing laboratory No. 4025.

Your Reference	WRL Reference	Description of Sample	PCR Result	Serotyping Result by Cell Culture/ELISA
1423/2011	TUR 63/2011	CATTLE, epithelium, Collected 08/09/2011	POS	A
1431/2011	TUR 64/2011	CATTLE, epithelium, Collected 09/09/2011	POS	A

NVD - No Virus Detected POS - FMDV Genome Detected NEG - No FMDV Genome Detected FMDVGD - FMDV Genome Detected
 SOPs - WRL 026 (PCR), WRL 002 (Cell Culture), WRL 006 (ELISA)

A UKAS accredited testing laboratory No. 4025.