




PIRBRIGHT LABORATORY  
Ash Road, Pirbright, Surrey GU24 0NF  
Tel: +44 (0)1483 232441 Fax: +44 (0)1483 232448  
Email: iah@bbsrc.ac.uk  
Website: www.iah.bbsrc.ac.uk

## FMD Detection And Serotyping Results

Lab Reference WRL batch Number: WRLFMD/2011/00039

Sender Details:




Date Received: 15/09/2011

Country of Origin: HONG KONG, SPECIAL ADMIN. REGI


Dear Dr Elaine Francis Lee,

Diagnostics work has now been completed in respect of the samples you submitted and the details are as attached.

Results Approved By:



Official Stamp



Date:

22/1/11

To help us improve the quality of our service, please send any suggestions or requests to the Reference Laboratory by fax (+44 (0)1483 232621) or email (elizabeth.wilson@bbsrc.ac.uk). IAH actively seeks and appreciates feedback, if you would like to offer feedback please complete the WRLFMD survey: <http://www.surveymonkey.com/s/WRLFMD>

## FMD Detection And Serotyping Results Report


INSTITUTE FOR ANIMAL HEALTH

Director: Professor John Fazakerley BSc, MBA, PhD, FRCPath

Lab Reference WRL Batch Number: WRLFMD/2011/00039

PIRBRIGHT LABORATORY

Sender  
Details:



Ash Road, Pirbright,  
Surrey GU24 0NF

Tel: +44 (0)1483 232441

Fax: +44 (0)1483 232448

Email: [iah@bbsrc.ac.uk](mailto:iah@bbsrc.ac.uk)

Website: [www.iah.bbsrc.ac.uk](http://www.iah.bbsrc.ac.uk)

Date Received: 15/09/2011 Country Of Origin: HONG KONG, SPECIAL ADM Date Tests Completed 22/09/2011

Your Reference	WRL Reference	Description of Sample	PCR Result	Serotyping Result by Cell Culture/ELISA
FMD 02/11 11-02267 (1)	HKN 3/2011	PIG, epithelium, Collected 24/08/2011	<b>POS</b>	O
FMD 02/11 11-02267 (2)	HKN 4/2011	PIG, epithelium, Collected 24/08/2011	<b>POS</b>	O
FMD 02/11 11-02267 (3)	HKN 5/2011	PIG, epithelium, Collected 24/08/2011	<b>POS</b>	O
FMD 02/11 11-02267 (4)	HKN 6/2011	PIG, epithelium, Collected 24/08/2011	<b>POS</b>	O
FMD 02/11 11-02267 (5)	HKN 7/2011	PIG, epithelium, Collected 24/08/2011	<b>POS</b>	O

NVD - No Virus Detected POS - FMDV Genome Detected NEG - No FMDV Genome Detected FMDVGD - FMDV Genome Detected  
SOPs - WRL 026 (PCR), WRL 002 (Cell Culture), WRL 006 (ELISA)

A UKAS accredited testing laboratory No. 4025.