



PIRBRIGHT LABORATORY
Ash Road, Pirbright, Surrey GU24 0NF
Tel: +44 (0)1483 232441 Fax: +44 (0)1483 232448
Email: iah@bbsrc.ac.uk
Website: www.iah.bbsrc.ac.uk

FMD Detection And Serotyping Results

Lab Reference WRL batch Number: WRLFMD/2011/00038

Sender Details:




Date Received: 08/09/2011

Country of Origin: ISRAEL


Dear Dr Boris Gelman,

Diagnostics work has now been completed in respect of the samples you submitted and the details are as attached.

Results Approved By:





Official Stamp



Date:

14th Sept. 2011



To help us improve the quality of our service, please send any suggestions or requests to the Reference Laboratory by fax (+44 (0)1483 232621) or email (elizabeth.wilson@bbsrc.ac.uk). IAH actively seeks and appreciates feedback, if you would like to offer feedback please complete the WRLFMD survey: <http://www.surveymonkey.com/s/WRLFMD>

FMD Detection And Serotyping Results Report


INSTITUTE FOR ANIMAL HEALTH

Director: Professor John Fazakerley BSc, MBA, PhD, FRCPath

Lab Reference WRL Batch Number: WRLFMD/2011/00038

PIRBRIGHT LABORATORY

Sender
Details:



Ash Road, Pirbright,
Surrey GU24 0NF

Tel: +44 (0)1483 232441

Fax: +44 (0)1483 232448

Email: iah@bbsrc.ac.uk

Website: www.iah.bbsrc.ac.uk

Date Received: 08/09/2011 Country Of Origin: ISRAEL

Date Tests Completed 14/09/2011

Your Reference	WRL Reference	Description of Sample	PCR Result	Serotyping Result by Cell Culture/ELISA
106045	ISR 10/2011	CATTLE, epithelial suspension, Collected 23/05/2011	NEG	NVD
107110	ISR 11/2011	CATTLE, fluid/cell culture, Collected 04/06/2011	POS	O
107112	ISR 12/2011	CATTLE, fluid/cell culture, Collected 07/06/2011	POS	O
108405	ISR 13/2011	CATTLE, fluid/cell culture, Collected 17/06/2011	POS	O
107745	ISR 14/2011	SHEEP, mouse suspension, Collected 18/06/2011	POS	O
108281	ISR 15/2011	SHEEP, mouse suspension, Collected 22/06/2011	POS	O
108426	ISR 16/2011	CATTLE, mouse suspension, Collected 22/06/2011	POS	O
109878	ISR 17/2011	CATTLE, mouse suspension, Collected 04/07/2011	POS	O
110037	ISR 18/2011	CATTLE, fluid/cell culture, Collected 06/07/2011	POS	NVD
110665	ISR 19/2011	CATTLE, probang, Collected 10/07/2011	POS	NVD

NVD - No Virus Detected POS - FMDV Genome Detected NEG - No FMDV Genome Detected FMDVGD - FMDV Genome Detected
SOPs - WRL 026 (PCR), WRL 002 (Cell Culture), WRL 006 (ELISA)

A UKAS accredited testing laboratory No. 4025.

Your Reference	WRL Reference	Description of Sample	PCR Result	Serotyping Result by Cell Culture/ELISA
110960	ISR 20/2011	CATTLE, tissue suspension, Collected 11/07/2011	NEG	NVD
110771	ISR 21/2011	CATTLE, fluid/cell culture, Collected 15/07/2011	POS	O
110976	ISR 22/2011	CATTLE, fluid/cell culture, Collected 15/07/2011	POS	O
111515	ISR 23/2011	CATTLE, fluid/cell culture, Collected 20/07/2011	POS	O
116656	ISR 24/2011	CATTLE, fluid/cell culture, Collected 21/07/2011	POS	O
112532	ISR 25/2011	CATTLE, mouse suspension, Collected 31/07/2011	POS	O
112753	ISR 26/2011	CATTLE, fluid/cell culture, Collected 31/07/2011	POS	O

NVD - No Virus Detected POS - FMDV Genome Detected NEG - No FMDV Genome Detected FMDVGD - FMDV Genome Detected
SOPs - WRL 026 (PCR), WRL 002 (Cell Culture), WRL 006 (ELISA)

A UKAS accredited testing laboratory No. 4025.