




PIRBRIGHT LABORATORY
Ash Road, Pirbright, Surrey GU24 0NF
Tel: +44 (0)1483 232441 Fax: +44 (0)1483 232448
Email: iah@bbsrc.ac.uk
Website: www.iah.bbsrc.ac.uk

FMD Detection And Serotyping Results

Lab Reference WRL batch Number: WRLFMD/2011/00034

Sender Details:




Date Received: 28/07/2011

Country of Origin: VIETNAM, SOCIALIST REPUBLIC OF


Dear Wilai Linchongsubongkoch,

Diagnostics work has now been completed in respect of the samples you submitted and the details are as attached.

Results Approved By:



Official Stamp



Date:

5/8/11



To help us improve the quality of our service, please send any suggestions or requests to the Reference Laboratory by fax (+44 (0)1483 232621) or email (elizabeth.wilson@bbsrc.ac.uk). IAH actively seeks and appreciates feedback, if you would like to offer feedback please complete the WRLFMD survey: <http://www.surveymonkey.com/s/WRLFMD>

FAO World Reference Laboratory for Foot-and-Mouth Disease (WRLFMD)

Serotyping Report

Report date for this batch: 05-Aug-2011

FMDV type: A, O

Country: VIETNAM, SOCIALIST REPUBLIC OF

Year: 2011

Number of samples: 7

BATCH: WRLFMD/2011/00034



The contents of this report are copyright and should not be reproduced without permission

© Institute for Animal Health

FMD Detection And Serotyping Results

WRL Batch: WRLFMD/2011/00034


IAH Batch: IAHB/2011/00591

FMD Detection And Serotyping Results Report

INSTITUTE FOR ANIMAL HEALTH
Director: Professor John Fazakerley BSc, MBA, PhD, FRCPath
PIRBRIGHT LABORATORY

Lab Reference WRL Batch Number: WRLFMD/2011/00034

Sender
Details:



Ash Road, Pirbright,
Surrey GU24 0NF
Tel: +44 (0)1483 232441

Fax: +44 (0)1483 232448

Email: iah@bbsrc.ac.uk

Website: www.iah.bbsrc.ac.uk

Date Received: 28/07/2011	Country Of	VIETNAM, SOCIALIST	Date Tests	04/08/2011
Your Reference	WRL Reference	Description of Sample	PCR Result	Serotyping Result by Cell Culture/ELISA
VIT 1/10 R3 B2	VIT 17/2010	CATTLE, fluid/cell culture, Collected 01/01/2010	POS	A
VIT 9/10 R2 B1	VIT 18/2010	PIG, fluid/cell culture, Collected 11/09/2010	POS	O
VIT 5/10 R2 B1	VIT 19/2010	CATTLE, fluid/cell culture, Collected 14/10/2010	POS	O
VIT 15/10 R2 B1	VIT 20/2010	BUFFALO, fluid/cell culture, Collected 05/11/2010	POS	O
VIT 16/10 R2 B1	VIT 21/2010	PIG, fluid/cell culture, Collected 12/11/2010	POS	O
VIT 6/10 R2 B1	VIT 22/2010	CATTLE, fluid/cell culture, Collected 18/11/2010	POS	O
VIT 19/10 R2 B1	VIT 23/2010	PIG, fluid/cell culture, Collected 22/11/2010	POS	O

NVD - No Virus Detected POS - FMDV Genome Detected NEG - No FMDV Genome Detected FMDVGD - FMDV Genome Detected
SOPs - WRL 026 (PCR), WRL 002 (Cell Culture), WRL 006 (ELISA)

A UKAS accredited testing laboratory No. 4025.