


FMD Detection And Serotyping Results

Lab Reference WRL batch Number: WRLFMD/2011/00026

Sender Details:




Date Received: 01/06/2011
Country of Origin: DPR of Korea

Dear Sir,

Diagnostics work has now been completed in respect of the samples you submitted and the details are as attached.

Results Approved By:




Official Stamp:



Date:

8 / 6 / 11



To help us improve the quality of our service, please send any suggestions or requests to the Reference Laboratory by fax (+44 (0)1483 232621) or email (elizabeth.wilson@bbsrc.ac.uk)

FMD Detection And Serotyping Results Report


INSTITUTE FOR ANIMAL HEALTH

Acting Director: Professor David Paton MA, VetMB, PhD, MRCVS

PIRBRIGHT LABORATORY

Lab Reference WRL Batch Number: WRLFMD/2011/00026

Sender
Details:



Ash Road, Pirbright,
Surrey GU24 0NF

Tel: +44 (0)1483 232441

Fax: +44 (0)1483 232448

Email: iah@bbsrc.ac.uk

Website: www.iah.bbsrc.ac.uk

Date Received: 01/06/2011 Country Of Origin: DPR of Korea

Date Tests Completed: 06/06/2011

Your Reference	WRL Reference	Description of Sample	PCR Result	Serotyping Result by Cell Culture/ELISA
Serum sample 1 (infected bovine)	DRK 1/2011	CATTLE, serum, Collected 01/01/2011	NEG	NVD
Serum sample 2 (infected bovine)	DRK 2/2011	CATTLE, serum, Collected 01/01/2011	NEG	NVD
Serum sample 3 (infected bovine)	DRK 3/2011	CATTLE, serum, Collected 01/01/2011	NEG	NVD
Serum sample 4 (infected bovine)	DRK 4/2011	CATTLE, serum, Collected 01/01/2011	NEG	NVD
Serum sample 5 (infected bovine)	DRK 5/2011	CATTLE, serum, Collected 01/01/2011	NEG	NVD
Serum sample 6 (infected bovine)	DRK 6/2011	CATTLE, serum, Collected 01/01/2011	NEG	NVD
Serum sample 7 (infected bovine)	DRK 7/2011	CATTLE, serum, Collected 01/01/2011	NEG	NVD
Serum sample 8 (infected bovine)	DRK 8/2011	CATTLE, serum, Collected 01/01/2011	NEG	NVD
Serum sample 9 (infected bovine)	DRK 9/2011	CATTLE, serum, Collected 01/01/2011	NEG	NVD
Serum sample 10 (infected bovine)	DRK 10/2011	CATTLE, serum, Collected 01/01/2011	NEG	NVD

NVD - No Virus Detected POS - FMDV Genome Detected NEG - No FMDV Genome Detected FMDVGD - FMDV Genome Detected
SOPs - WRL 026 (PCR), WRL 002 (Cell Culture), WRL 006 (ELISA)

A UKAS accredited testing laboratory No. 4025.

Your Reference	WRL Reference	Description of Sample	PCR Result	Serotyping Result by Cell Culture/ELISA
Serum sample 11 (infected bovine)	DRK 11/2011	CATTLE, serum, Collected 01/01/2011	NEG	NVD
Serum sample 12 (infected bovine)	DRK 12/2011	CATTLE, serum, Collected 01/01/2011	NEG	NVD
Serum sample 13 (infected bovine)	DRK 13/2011	CATTLE, serum, Collected 01/01/2011	NEG	NVD
Serum sample 14 (infected bovine)	DRK 14/2011	CATTLE, serum, Collected 01/01/2011	NEG	NVD
Serum sample 15 (infected bovine)	DRK 15/2011	CATTLE, serum, Collected 01/01/2011	NEG	NVD
Serum sample 1 (Non-infected bovine)	DRK 16/2011	CATTLE, serum, Collected 01/01/2011	NEG	NVD
Serum sample 2 (Non-infected bovine)	DRK 17/2011	CATTLE, serum, Collected 01/01/2011	NEG	NVD
Serum sample3 (Non-infected bovine)	DRK 18/2011	CATTLE, serum, Collected 01/01/2011	NEG	NVD
Serum sample 4 (Non-infected bovine)	DRK 19/2011	CATTLE, serum, Collected 01/01/2011	NEG	NVD
Serum sample 5 (Non-infected bovine)	DRK 20/2011	CATTLE, serum, Collected 01/01/2011	NEG	NVD
Serum sample 6 (Non-infected bovine)	DRK 21/2011	CATTLE, serum, Collected 01/01/2011	NEG	NVD
Serum sample 7 (Non-infected bovine)	DRK 22/2011	CATTLE, serum, Collected 01/01/2011	NEG	NVD
Serum sample 8 (Non-infected bovine)	DRK 23/2011	CATTLE, serum, Collected 01/01/2011	NEG	NVD

NVD - No Virus Detected POS - FMDV Genome Detected NEG - No FMDV Genome Detected FMDVGD - FMDV Genome Detected
SOPs - WRL 026 (PCR), WRL 002 (Cell Culture), WRL 006 (ELISA)

A UKAS accredited testing laboratory No. 4025.

Your Reference	WRL Reference	Description of Sample	PCR Result	Serotyping Result by Cell Culture/ELISA
Serum sample 9 (Non-infected bovine)	DRK 24/2011	CATTLE, serum, Collected 01/01/2011	NEG	NVD
Serum sample 10 (Non-infected bovine)	DRK 25/2011	CATTLE, serum, Collected 01/01/2011	NEG	NVD
Serum sample 11 (Non-infected bovine)	DRK 26/2011	CATTLE, serum, Collected 01/01/2011	NEG	NVD
Serum sample 12 (Non-infected bovine)	DRK 27/2011	CATTLE, serum, Collected 01/01/2011	NEG	NVD
Serum sample 13 (Non-infected bovine)	DRK 28/2011	CATTLE, serum, Collected 01/01/2011	NEG	NVD
Serum sample 14 (Non-infected bovine)	DRK 29/2011	CATTLE, serum, Collected 01/01/2011	NEG	NVD
Serum sample 15 (Non-infected bovine)	DRK 30/2011	CATTLE, serum, Collected 01/01/2011	NEG	NVD
LET-1-2011-1	DRK 31/2011	CATTLE, epithelium, Collected 01/01/2011	POS	O

NVD - No Virus Detected POS - FMDV Genome Detected NEG - No FMDV Genome Detected FMDVGD - FMDV Genome Detected
SOPs - WRL 026 (PCR), WRL 002 (Cell Culture), WRL 006 (ELISA)

A UKAS accredited testing laboratory No. 4025.