




PIRBRIGHT LABORATORY
Ash Road, Pirbright, Surrey GU24 0NF
Tel: +44 (0)1483 232441 Fax: +44 (0)1483 232448
Email: iah@bbsrc.ac.uk
Website: www.iah.bbsrc.ac.uk

FMD Detection And Serotyping Results

Lab Reference WRL batch Number: WRLFMD/2011/00023

Sender Details:




Date Received: 31/03/2011

Country of Origin: AFGHANISTAN


Dear Dr Ehtisham Khan,

Diagnostics work has now been completed in respect of the samples you submitted and the details are as attached.

Results Approved By:




Official Stamp



Date:

24/05/2011



To help us improve the quality of our service, please send any suggestions or requests to the Reference Laboratory by fax (+44 (0)1483 232621) or email (elizabeth.wilson@bbsrc.ac.uk)


FMD Detection And Serotyping Results Report

INSTITUTE FOR ANIMAL HEALTH

Acting Director: Professor David Paton MA, VetMB, PhD, MRCVS

Lab Reference WRL Batch Number: WRLFMD/2011/00023

PIRBRIGHT LABORATORY

Sender
Details:Ash Road, Pirbright,
Surrey GU24 0NF

Tel: +44 (0)1483 232441

Fax: +44 (0)1483 232448

Email: iah@bbsrc.ac.uk

Website: www.iah.bbsrc.ac.uk

Date Received: 31/03/2011 Country Of Origin: AFGHANISTAN

Date Tests Completed 24/05/2011

Your Reference	WRL Reference	Description of Sample	PCR Result	Serotyping Result by Cell Culture/ELISA
441	AFG 1/2011	NOT KNOWN, epithelium, Collected 09/01/2011	POS	O
442	AFG 2/2011	NOT KNOWN, epithelium, Collected 10/01/2011	POS	O
443	AFG 3/2011	NOT KNOWN, epithelium, Collected 10/01/2011	POS	O
444	AFG 4/2011	NOT KNOWN, epithelium, Collected 10/01/2011	POS	O
445	AFG 5/2011	NOT KNOWN, epithelium, Collected 10/01/2011	POS	O
446	AFG 6/2011	NOT KNOWN, epithelium, Collected 10/01/2011	POS	O
447	AFG 7/2011	NOT KNOWN, epithelium, Collected 13/01/2011	POS	O
448	AFG 8/2011	NOT KNOWN, epithelium, Collected 13/01/2011	POS	O
449	AFG 9/2011	NOT KNOWN, epithelium, Collected 13/01/2011	POS	O
450	AFG 10/2011	NOT KNOWN, epithelium, Collected 13/01/2011	POS	O

NVD - No Virus Detected POS - FMDV Genome Detected NEG - No FMDV Genome Detected FMDVGD - FMDV Genome Detected

SOPs - WRL 026 (PCR), WRL 002 (Cell Culture), WRL 006 (ELISA)

Testing carried out by WRLFMD is UKAS ISO/IEC 17025 accredited. Please see link for scope of accreditation.

http://www.ukas.org/testing/lab_detail.asp?lab_id=2811&location_id=vMenuOption=3

Your Reference	WRL Reference	Description of Sample	PCR Result	Serotyping Result by Cell Culture/ELISA
451	AFG 11/2011	NOT KNOWN, epithelium, Collected 13/01/2011	POS	O
544	AFG 12/2011	NOT KNOWN, epithelium, Collected 28/01/2011	POS	A
520	AFG 13/2011	NOT KNOWN, epithelium, Collected 31/01/2011	POS	A
521	AFG 14/2011	NOT KNOWN, epithelium, Collected 31/01/2011	NEG	NVD
522	AFG 15/2011	NOT KNOWN, epithelium, Collected 31/01/2011	POS	A
523	AFG 16/2011	NOT KNOWN, epithelium, Collected 31/01/2011	NEG	NVD
524	AFG 17/2011	NOT KNOWN, epithelium, Collected 31/01/2011	NEG	NVD
535	AFG 18/2011	NOT KNOWN, epithelium, Collected 02/02/2011	POS	O
541	AFG 19/2011	NOT KNOWN, epithelium, Collected 02/02/2011	NEG	O
525	AFG 20/2011	NOT KNOWN, epithelium, Collected 03/02/2011	POS	A
526	AFG 21/2011	NOT KNOWN, epithelium, Collected 03/02/2011	POS	NVD
527	AFG 22/2011	NOT KNOWN, epithelium, Collected 03/02/2011	POS	A
528	AFG 23/2011	NOT KNOWN, epithelium, Collected 03/02/2011	POS	NVD

NVD - No Virus Detected POS - FMDV Genome Detected NEG - No FMDV Genome Detected FMDVGD - FMDV Genome Detected
SOPs - WRL 026 (PCR), WRL 002 (Cell Culture), WRL 006 (ELISA)

Testing carried out by WRLFMD is UKAS ISO/IEC 17025 accredited. Please see link for scope of accreditation.
http://www.ukas.org/testing/lab_detail.asp?lab_id=2811&location_id=vMenuOption=3

Your Reference	WRL Reference	Description of Sample	PCR Result	Serotyping Result by Cell Culture/ELISA
529	AFG 24/2011	NOT KNOWN, epithelium, Collected 03/02/2011	POS	A
530	AFG 25/2011	NOT KNOWN, epithelium, Collected 04/02/2011	POS	A
531	AFG 26/2011	NOT KNOWN, epithelium, Collected 04/02/2011	POS	A
532	AFG 27/2011	NOT KNOWN, epithelium, Collected 04/02/2011	POS	A
533	AFG 28/2011	NOT KNOWN, epithelium, Collected 04/02/2011	POS	NVD
534	AFG 29/2011	NOT KNOWN, epithelium, Collected 04/02/2011	POS	A
539	AFG 30/2011	NOT KNOWN, epithelium, Collected 08/02/2011	NEG	NVD
536	AFG 31/2011	NOT KNOWN, epithelium, Collected 09/02/2011	POS	A
565	AFG 32/2011	NOT KNOWN, epithelium, Collected 12/02/2011	POS	O
537	AFG 33/2011	NOT KNOWN, epithelium, Collected 14/02/2011	POS	O
538	AFG 34/2011	NOT KNOWN, epithelium, Collected 16/02/2011	POS	A
543	AFG 35/2011	NOT KNOWN, fluid, Collected 20/02/2011	POS	O
540	AFG 36/2011	NOT KNOWN, epithelium, Collected 21/02/2011	POS	O

NVD - No Virus Detected POS - FMDV Genome Detected NEG - No FMDV Genome Detected FMDVGD - FMDV Genome Detected
SOPs - WRL 026 (PCR), WRL 002 (Cell Culture), WRL 006 (ELISA)

Testing carried out by WRLFMD is UKAS ISO/IEC 17025 accredited. Please see link for scope of accreditation.
http://www.ukas.org/testing/lab_detail.asp?lab_id=2811&location_id=vMenuOption=3

Your Reference	WRL Reference	Description of Sample	PCR Result	Serotyping Result by Cell Culture/ELISA
566	AFG 37/2011	NOT KNOWN, epithelium, Collected 22/02/2011	POS	NVD
545	AFG 38/2011	NOT KNOWN, epithelium, Collected 24/02/2011	POS	A, O
546	AFG 39/2011	NOT KNOWN, epithelium, Collected 24/02/2011	POS	ASIA-1
547	AFG 40/2011	NOT KNOWN, epithelium, Collected 24/02/2011	POS	ASIA-1
567	AFG 41/2011	NOT KNOWN, epithelium, Collected 25/02/2011	POS	O
542	AFG 42/2011	NOT KNOWN, epithelium, Collected 26/02/2011	POS	A
548	AFG 43/2011	NOT KNOWN, epithelium, Collected 27/02/2011	POS	A
568	AFG 44/2011	NOT KNOWN, epithelium, Collected 28/02/2011	POS	O
549	AFG 45/2011	NOT KNOWN, epithelium, Collected 05/03/2011	POS	ASIA-1
552	AFG 46/2011	NOT KNOWN, epithelium, Collected 06/03/2011	POS	NVD
553	AFG 47/2011	NOT KNOWN, epithelium, Collected 06/03/2011	POS	NVD
554	AFG 48/2011	NOT KNOWN, epithelium, Collected 06/03/2011	POS	ASIA-1
555	AFG 49/2011	NOT KNOWN, epithelium, Collected 06/03/2011	POS	NVD

NVD - No Virus Detected POS - FMDV Genome Detected NEG - No FMDV Genome Detected FMDVGD - FMDV Genome Detected
SOPs - WRL 026 (PCR), WRL 002 (Cell Culture), WRL 006 (ELISA)

Testing carried out by WRLFMD is UKAS ISO/IEC 17025 accredited. Please see link for scope of accreditation.
http://www.ukas.org/testing/lab_detail.asp?lab_id=2811&location_id=vMenuOption=3

Your Reference	WRL Reference	Description of Sample	PCR Result	Serotyping Result by Cell Culture/ELISA
556	AFG 50/2011	NOT KNOWN, epithelium, Collected 06/03/2011	POS	NVD
557	AFG 51/2011	NOT KNOWN, epithelium, Collected 06/03/2011	POS	ASIA-1
558	AFG 52/2011	NOT KNOWN, epithelium, Collected 07/03/2011	POS	NVD
559	AFG 53/2011	NOT KNOWN, epithelium, Collected 07/03/2011	POS	NVD
560	AFG 54/2011	NOT KNOWN, epithelium, Collected 07/03/2011	POS	NVD
561	AFG 55/2011	NOT KNOWN, epithelium, Collected 07/03/2011	POS	ASIA-1
550	AFG 56/2011	NOT KNOWN, epithelium, Collected 15/03/2011	POS	A, ASIA-1
551	AFG 57/2011	NOT KNOWN, epithelium, Collected 15/03/2011	POS	A
562	AFG 58/2011	NOT KNOWN, epithelium, Collected 20/03/2011	NEG	NVD
563	AFG 59/2011	NOT KNOWN, epithelium, Collected 20/03/2011	NEG	NVD
564	AFG 60/2011	NOT KNOWN, epithelium, Collected 20/03/2011	POS	NVD

NVD - No Virus Detected POS - FMDV Genome Detected NEG - No FMDV Genome Detected FMDVGD - FMDV Genome Detected
SOPs - WRL 026 (PCR), WRL 002 (Cell Culture), WRL 006 (ELISA)

Testing carried out by WRLFMD is UKAS ISO/IEC 17025 accredited. Please see link for scope of accreditation.
http://www.ukas.org/testing/lab_detail.asp?lab_id=2811&location_id=vMenuOption=3