




PIRBRIGHT LABORATORY  
Ash Road, Pirbright, Surrey GU24 0NF  
Tel: +44 (0)1483 232441 Fax: +44 (0)1483 232448  
Email: [iah@bbsrc.ac.uk](mailto:iah@bbsrc.ac.uk)  
Website: [www.iah.bbsrc.ac.uk](http://www.iah.bbsrc.ac.uk)

## FMD Detection And Serotyping Results

Lab Reference WRL batch Number: WRLFMD/2011/00021

Sender Details:




Date Received: 31/03/2011

Country of Origin: PAKISTAN


Dear Dr Ehtisham Khan,

Diagnostics work has now been completed in respect of the samples you submitted and the details are as attached.

Results Approved By:




Official Stamp



Date:

12/5/11




To help us improve the quality of our service, please send any suggestions or requests to the Reference Laboratory by fax (+44 (0)1483 232621) or email ([elizabeth.wilson@bbsrc.ac.uk](mailto:elizabeth.wilson@bbsrc.ac.uk))

**FMD Detection And Serotyping Results Report**

Acting Director: Professor David Paton MA, VetMB, PhD, MRCVS

Lab Reference WRL Batch Number: WRLFMD/2011/00021

Sender  
Details:



PIRBRIGHT LABORATORY

Ash Road, Pirbright,  
Surrey GU24 0NF

Tel: +44 (0)1483 232441

Fax: +44 (0)1483 232448

Email: [iah@bbsrc.ac.uk](mailto:iah@bbsrc.ac.uk)

Website: [www.iah.bbsrc.ac.uk](http://www.iah.bbsrc.ac.uk)

Date Received: 31/03/2011 Country Of Origin: PAKISTAN

Date Tests Completed 12/05/2011

Your Reference	WRL Reference	Description of Sample	PCR Result	Serotyping Result by Cell Culture/ELISA
PKR 34	PAK 51/2011	CATTLE, epithelium, Collected 07/01/2011	<b>POS</b>	ASIA-1
PKR 35	PAK 52/2011	CATTLE, epithelium, Collected 07/01/2011	<b>POS</b>	ASIA-1
PKR 36	PAK 53/2011	BUFFALO, epithelium, Collected 07/01/2011	<b>POS</b>	ASIA-1
PKR 37	PAK 54/2011	CATTLE, epithelium, Collected 07/01/2011	<b>POS</b>	ASIA-1
PKR 38	PAK 55/2011	BUFFALO, epithelium, Collected 07/01/2011	<b>POS</b>	ASIA-1
PKR 39	PAK 56/2011	CATTLE, epithelium, Collected 07/01/2011	<b>POS</b>	ASIA-1
PKR 40	PAK 57/2011	BUFFALO, epithelium, Collected 15/01/2011	<b>POS</b>	ASIA-1
PKR 41	PAK 58/2011	CATTLE, swab + epithelium, Collected 15/01/2011	<b>POS</b>	ASIA-1
PKR 42	PAK 59/2011	BUFFALO, swab + epithelium, Collected 15/01/2011	<b>POS</b>	NVD
PKR 43	PAK 60/2011	CATTLE, epithelium, Collected 15/01/2011	<b>POS</b>	ASIA-1

NVD - No Virus Detected POS - FMDV Genome Detected NEG - No FMDV Genome Detected FMDVGD - FMDV Genome Detected  
SOPS - WRL 026 (PCR), WRL 002 (Cell Culture), WRL 006 (ELISA)

Testing carried out by WRLFMD is UKAS ISO/IEC 17025 accredited. Please see link for scope of accreditation.  
[http://www.ukas.org/testing/lab\\_detail.asp?lab\\_id=2811&location\\_id=vMenuOption=3](http://www.ukas.org/testing/lab_detail.asp?lab_id=2811&location_id=vMenuOption=3)

Your Reference	WRL Reference	Description of Sample	PCR Result	Serotyping Result by Cell Culture/ELISA
PKR 44	PAK 61/2011	CATTLE, swab + epithelium, Collected 15/01/2011	<b>POS</b>	ASIA-1
PKO 1	PAK 62/2011	BUFFALO, epithelium, Collected 12/02/2011	<b>POS</b>	O
PKO 2	PAK 63/2011	BUFFALO, epithelium, Collected 12/02/2011	<b>POS</b>	O
PKR 45	PAK 64/2011	BUFFALO, epithelium, Collected 13/02/2011	<b>POS</b>	ASIA-1
PKR 46	PAK 65/2011	BUFFALO, swab + epithelium, Collected 13/02/2011	<b>POS</b>	NVD
PKR 47	PAK 66/2011	CATTLE, swab + epithelium, Collected 13/02/2011	<b>POS</b>	ASIA-1
PKR 48	PAK 67/2011	CATTLE, epithelium, Collected 13/02/2011	<b>POS</b>	ASIA-1
PKR 49	PAK 68/2011	BUFFALO, epithelium, Collected 13/02/2011	<b>POS</b>	ASIA-1
PKR 50	PAK 69/2011	BUFFALO, epithelium, Collected 13/02/2011	<b>POS</b>	ASIA-1
PSG 35	PAK 70/2011	CATTLE, epithelium, Collected 14/02/2011	<b>POS</b>	O
PSG 36	PAK 71/2011	CATTLE, epithelium, Collected 14/02/2011	<b>POS</b>	O
PSG 37	PAK 72/2011	BUFFALO, epithelium, Collected 14/02/2011	<b>POS</b>	NVD
PSG 38	PAK 73/2011	CATTLE, epithelium, Collected 14/02/2011	<b>POS</b>	O

NVD - No Virus Detected POS - FMDV Genome Detected NEG - No FMDV Genome Detected FMDVGD - FMDV Genome Detected  
SOPs - WRL 026 (PCR), WRL 002 (Cell Culture), WRL 006 (ELISA)

Testing carried out by WRLFMD is UKAS ISO/IEC 17025 accredited. Please see link for scope of accreditation.  
[http://www.ukas.org/testing/lab\\_detail.asp?lab\\_id=2811&location\\_id=vMenuOption=3](http://www.ukas.org/testing/lab_detail.asp?lab_id=2811&location_id=vMenuOption=3)

Your Reference	WRL Reference	Description of Sample	PCR Result	Serotyping Result by Cell Culture/ELISA
PSG 31	PAK 74/2011	CATTLE, epithelium, Collected 16/02/2011	<b>POS</b>	O
PSG 32	PAK 75/2011	CATTLE, epithelium, Collected 16/02/2011	<b>POS</b>	O
PSG 33	PAK 76/2011	CATTLE, epithelium, Collected 16/02/2011	<b>POS</b>	O
PSG 34	PAK 77/2011	CATTLE, epithelium, Collected 16/02/2011	<b>POS</b>	NVD
PKS 19	PAK 78/2011	BUFFALO, epithelium, Collected 17/02/2011	<b>POS</b>	NVD
PKS 20	PAK 79/2011	BUFFALO, epithelium, Collected 17/02/2011	<b>POS</b>	O
PKS 21	PAK 80/2011	BUFFALO, epithelium, Collected 17/02/2011	<b>POS</b>	O
PKR 51	PAK 81/2011	CATTLE, epithelium, Collected 19/02/2011	<b>POS</b>	ASIA-1
PKR 52	PAK 82/2011	CATTLE, epithelium, Collected 19/02/2011	<b>POS</b>	ASIA-1
PKR 53	PAK 83/2011	BUFFALO, epithelium, Collected 19/02/2011	<b>POS</b>	ASIA-1
PSG 40	PAK 84/2011	BUFFALO, epithelium, Collected 20/02/2011	<b>POS</b>	O
PSG 39	PAK 85/2011	CATTLE, epithelium, Collected 21/02/2011	NEG	NVD
PSG 41	PAK 86/2011	CATTLE, fluid, Collected 21/02/2011	<b>POS</b>	A

NVD - No Virus Detected POS - FMDV Genome Detected NEG - No FMDV Genome Detected FMDVGD - FMDV Genome Detected  
SOPs - WRL 026 (PCR), WRL 002 (Cell Culture), WRL 006 (ELISA)

Testing carried out by WRLFMD is UKAS ISO/IEC 17025 accredited. Please see link for scope of accreditation.  
[http://www.ukas.org/testing/lab\\_detail.asp?lab\\_id=2811&location\\_id=vMenuOption=3](http://www.ukas.org/testing/lab_detail.asp?lab_id=2811&location_id=vMenuOption=3)

Your Reference	WRL Reference	Description of Sample	PCR Result	Serotyping Result by Cell Culture/ELISA
PKS 22	PAK 87/2011	BUFFALO, epithelium, Collected 22/02/2011	<b>POS</b>	NVD
PKS 23	PAK 88/2011	BUFFALO, epithelium, Collected 22/02/2011	<b>POS</b>	O
PKR 54	PAK 89/2011	CATTLE, swab + epithelium, Collected 25/02/2011	<b>POS</b>	ASIA-1
PKR 55	PAK 90/2011	CATTLE, swab + epithelium, Collected 25/02/2011	<b>POS</b>	ASIA-1

NVD - No Virus Detected   POS - FMDV Genome Detected   NEG - No FMDV Genome Detected   FMDVGD - FMDV Genome Detected  
SOPs - WRL 026 (PCR), WRL 002 (Cell Culture), WRL 006 (ELISA)

Testing carried out by WRLFMD is UKAS ISO/IEC 17025 accredited. Please see link for scope of accreditation.  
[http://www.ukas.org/testing/lab\\_detail.asp?lab\\_id=2811&location\\_id=vMenuOption=3](http://www.ukas.org/testing/lab_detail.asp?lab_id=2811&location_id=vMenuOption=3)