


FMD Detection And Serotyping Results

Lab Reference WRL batch Number: WRLFMD/2011/00019

Sender Details:



Date Received: 06/04/2011

Country of Origin: IRAQ


Dear Dr Basem Adhadh,

Diagnostics work has now been completed in respect of the samples you submitted and the details are as attached.

Results Approved By:




Official Stamp:



Date:

20/4/11




To help us improve the quality of our service, please send any suggestions or requests to the Reference Laboratory by fax (+44 (0)1483 232621) or email (elizabeth.wilson@bbsrc.ac.uk)

FMD Detection And Serotyping Results Report Acting Director: Professor David Paton MA, VetMB, PhD, MRCVS

Lab Reference WRL Batch Number: WRLFMD/2011/00019

PIRBRIGHT LABORATORY

Sender
Details:



Ash Road, Pirbright,
Surrey GU24 0NF

Tel: +44 (0)1483 232441

Fax: +44 (0)1483 232448

Email: iah@bbsrc.ac.uk

Website: www.iah.bbsrc.ac.uk

Date Received: 06/04/2011 Country Of Origin: IRAQ

Date Tests Completed: 20/04/2011

Your Reference	WRL Reference	Description of Sample	PCR Result	Serotyping Result by Cell Culture/ELISA
15	IRQ 1/2010	CATTLE, fluid/cell culture/bty, Collected 12/01/2010	POS	NVD
17	IRQ 2/2010	SHEEP, fluid/cell culture/bty, Collected 11/04/2010	NEG	NVD
13	IRQ 3/2010	CATTLE, fluid/cell culture/bty, Collected 11/09/2010	POS	NVD
5	IRQ 4/2010	CATTLE, fluid/cell culture/foetal lk, Collected 12/09/2010	POS	O
6	IRQ 5/2010	CATTLE, fluid/cell culture/foetal lk, Collected 12/09/2010	POS	A
9	IRQ 6/2010	SHEEP, fluid/cell culture/foetal lk, Collected 12/09/2010	POS	O
7	IRQ 7/2010	CATTLE, fluid/cell culture/foetal lk, Collected 11/10/2010	POS	O
8	IRQ 8/2010	CATTLE, fluid/cell culture/foetal lk, Collected 11/10/2010	POS	O
10	IRQ 9/2010	CATTLE, fluid/cell culture/bty, Collected 11/10/2010	POS	NVD
11	IRQ 10/2010	CATTLE, fluid/cell culture/bty, Collected 11/10/2010	POS	NVD

NVD - No Virus Detected POS - FMDV Genome Detected NEG - No FMDV Genome Detected FMDVGD - FMDV Genome Detected
SOPs - WRL 026 (PCR), WRL 002 (Cell Culture), WRL 006 (ELISA)

Testing carried out by WRLFMD is UKAS ISO/IEC 17025 accredited. Please see link for scope of accreditation.
http://www.ukas.org/testing/lab_detail.asp?lab_id=2811&location_id=&vMenuOption=3

Your Reference	WRL Reference	Description of Sample	PCR Result	Serotyping Result by Cell Culture/ELISA
12	IRQ 11/2010	CATTLE, fluid/cell culture/bty, Collected 10/11/2010	POS	NVD
2	IRQ 12/2010	SHEEP, fluid/cell culture/foetal lk, Collected 14/11/2010	POS	O
4	IRQ 13/2010	SHEEP, fluid/cell culture/foetal lk, Collected 14/11/2010	POS	O
14	IRQ 14/2010	SHEEP, fluid/cell culture/bty, Collected 21/11/2010	POS	NVD
3	IRQ 15/2010	CATTLE, fluid/cell culture/foetal lk, Collected 23/11/2010	POS	NVD
16	IRQ 16/2010	CATTLE, fluid/cell culture/bty, Collected 23/11/2010	NEG	NVD
18	IRQ 17/2010	CATTLE, fluid/cell culture/bty, Collected 25/11/2010	NEG	NVD

NVD - No Virus Detected POS - FMDV Genome Detected NEG - No FMDV Genome Detected FMDVGD - FMDV Genome Detected
SOPs - WRL 026 (PCR), WRL 002 (Cell Culture), WRL 006 (ELISA)

Testing carried out by WRLFMD is UKAS ISO/IEC 17025 accredited. Please see link for scope of accreditation.
http://www.ukas.org/testing/lab_detail.asp?lab_id=2811&location_id=&vMenuOption=3