


FMD Detection And Serotyping Results

Lab Reference WRL batch Number: WRLFMD/2011/00018

Sender Details:




Date Received: 01/04/2011

Country of Origin: VIETNAM, SOCIALIST REPUBLIC OF


Dear Dr Nguyen Xuan Binh,

Diagnostics work has now been completed in respect of the samples you submitted and the details are as attached.

Results Approved By:




Official Stamp:



Date:

14/4/11




To help us improve the quality of our service, please send any suggestions or requests to the Reference Laboratory by fax (+44 (0)1483 232621) or email (elizabeth.wilson@bbsrc.ac.uk)

FMD Detection And Serotyping Results Report Acting Director: Professor David Paton MA, VetMB, PhD, MRCVS

Lab Reference WRL Batch Number: WRLFMD/2011/00018

PIRBRIGHT LABORATORY

Sender
Details:



Ash Road, Pirbright,
Surrey GU24 0NF
Tel: +44 (0)1483 232441
Fax: +44 (0)1483 232448
Email: iah@bbsrc.ac.uk
Website: www.iah.bbsrc.ac.uk

Date Received: 01/04/2011 Country Of Origin: VIETNAM, SOCIALIST Date Tests Completed: 14/04/2011

Your Reference	WRL Reference	Description of Sample	PCR Result	Serotyping Result by Cell Culture/ELISA
10-8436 (VN-1)	VIT 14/2010	CATTLE, fluid/cell culture/bhk, Collected 11/11/2010	POS	O
10-8628 (SHI)	VIT 15/2010	CATTLE, fluid/cell culture/bhk, Collected 18/11/2010	POS	O
11-51 (6143)	VIT 16/2010	PIG, fluid/cell culture/bhk, Collected 16/12/2010	POS	O
NCVD-11-01	VIT 1/2011	BUFFALO, epithelial suspension, Collected 01/01/2011	POS	O
NCVD-11-02	VIT 2/2011	BUFFALO, epithelial suspension, Collected 02/01/2011	POS	O
11-554 (01)	VIT 3/2011	PIG, fluid/cell culture/bhk, Collected 05/01/2011	POS	O
NCVD-11-03	VIT 4/2011	PIG, fluid/cell culture/bhk, Collected 05/01/2011	POS	O
NCVD-11-04	VIT 5/2011	CATTLE, fluid/cell culture/bhk, Collected 05/01/2011	POS	O
NCVD-11-05	VIT 6/2011	BUFFALO, fluid/cell culture/bhk, Collected 06/01/2011	POS	O
NCVD-11-06	VIT 7/2011	CATTLE, fluid/cell culture/bhk, Collected 11/01/2011	POS	O

NVD - No Virus Detected POS - FMDV Genome Detected NEG - No FMDV Genome Detected FMDVGD - FMDV Genome Detected
SOPs - WRL 026 (PCR), WRL 002 (Cell Culture), WRL 006 (ELISA)

Testing carried out by WRLFMD is UKAS ISO/IEC 17025 accredited. Please see link for scope of accreditation.
http://www.ukas.org/testing/lab_detail.asp?lab_id=2811&location_id=&vMenuOption=3

Your Reference	WRL Reference	Description of Sample	PCR Result	Serotyping Result by Cell Culture/ELISA
NCVD-11-07	VIT 8/2011	BUFFALO, fluid/cell culture/bhk, Collected 11/01/2011	POS	O
NCVD-11-08	VIT 9/2011	CATTLE, epithelial suspension, Collected 14/01/2011	POS	O
NCVD-11-09	VIT 10/2011	CATTLE, fluid/cell culture/bhk, Collected 14/01/2011	POS	O
NCVD-11-10	VIT 11/2011	CATTLE, fluid/cell culture/bhk, Collected 14/01/2011	POS	O
NCVD-11-11	VIT 12/2011	BUFFALO, epithelial suspension, Collected 17/01/2011	POS	O
11-960 (254)	VIT 13/2011	PIG, fluid/cell culture/bhk, Collected 19/01/2011	POS	O
11-991 (303)	VIT 14/2011	PIG, fluid/cell culture/bhk, Collected 20/01/2011	POS	O
NCVD-11-12	VIT 15/2011	PIG, fluid/cell culture/bhk, Collected 21/01/2011	POS	O
NCVD-11-13	VIT 16/2011	BUFFALO, fluid/cell culture/bhk, Collected 21/01/2011	POS	O
NCVD-11-14	VIT 17/2011	PIG, fluid/cell culture/bhk, Collected 24/01/2011	POS	O
NCVD-11-15	VIT 18/2011	CATTLE, epithelial suspension, Collected 25/01/2011	POS	NVD
NCVD-11-16	VIT 19/2011	CATTLE, epithelial suspension, Collected 25/01/2011	POS	NVD
NCVD-11-17	VIT 20/2011	PIG, epithelial suspension, Collected 25/01/2011	POS	NVD

NVD - No Virus Detected POS - FMDV Genome Detected NEG - No FMDV Genome Detected FMDVGD - FMDV Genome Detected
SOPs - WRL 026 (PCR), WRL 002 (Cell Culture), WRL 006 (ELISA)

Testing carried out by WRLFMD is UKAS ISO/IEC 17025 accredited. Please see link for scope of accreditation.
http://www.ukas.org/testing/lab_detail.asp?lab_id=2811&location_id=&vMenuOption=3

Your Reference	WRL Reference	Description of Sample	PCR Result	Serotyping Result by Cell Culture/ELISA
NCVD-11-19	VIT 21/2011	BUFFALO, epithelial suspension, Collected 25/01/2011	POS	O
NCVD-11-18	VIT 22/2011	PIG, fluid/cell culture/bhk, Collected 26/01/2011	POS	O
11-1210 (427)	VIT 23/2011	PIG, fluid/cell culture/bhk, Collected 27/01/2011	POS	O
NCVD-11-20	VIT 24/2011	PIG, epithelial suspension, Collected 30/01/2011	POS	NVD
11-1526 (B2)	VIT 25/2011	PIG, fluid/cell culture/bhk, Collected 17/02/2011	POS	O
11-1624 (CM 3)	VIT 26/2011	PIG, fluid/cell culture/bhk, Collected 20/02/2011		O
11-1677 (694 + 695)	VIT 27/2011	PIG, fluid/cell culture/bhk, Collected 22/02/2011	POS	O
11-1677 (696)	VIT 28/2011	PIG, fluid/cell culture/bhk, Collected 22/02/2011	POS	O
11-1677 (697)	VIT 29/2011	PIG, fluid/cell culture/bhk, Collected 22/02/2011	POS	O
11-1766	VIT 30/2011	PIG, fluid/cell culture/bhk, Collected 23/02/2011	POS	O
11-1763 (MT1)	VIT 31/2011	PIG, fluid/cell culture/bhk, Collected 23/02/2011	POS	O
11-2246	VIT 32/2011	PIG, fluid/cell culture/bhk, Collected 10/03/2011	POS	O
11-2489 (02)	VIT 33/2011	BUFFALO, fluid/cell culture/bhk, Collected 21/03/2011	POS	NVD

NVD - No Virus Detected POS - FMDV Genome Detected NEG - No FMDV Genome Detected FMDVGD - FMDV Genome Detected
SOPs - WRL 026 (PCR), WRL 002 (Cell Culture), WRL 006 (ELISA)

Testing carried out by WRLFMD is UKAS ISO/IEC 17025 accredited. Please see link for scope of accreditation.
http://www.ukas.org/testing/lab_detail.asp?lab_id=2811&location_id=&vMenuOption=3

Your Reference	WRL Reference	Description of Sample	PCR Result	Serotyping Result by Cell Culture/ELISA
11-2490 (01)	VIT 34/2011	CATTLE, fluid/cell culture/bhk, Collected 21/03/2011	POS	O
11-2491 (03)	VIT 35/2011	CATTLE, fluid/cell culture/bhk, Collected 21/03/2011	POS	O
11-2683 (FM 11-04)	VIT 36/2011	PIG, epithelial suspension, Collected 28/03/2011	POS	O
11-2721 (PS-01)	VIT 37/2011	BUFFALO, epithelial suspension, Collected 29/03/2011	POS	O

NVD - No Virus Detected POS - FMDV Genome Detected NEG - No FMDV Genome Detected FMDVGD - FMDV Genome Detected
SOPs - WRL 026 (PCR), WRL 002 (Cell Culture), WRL 006 (ELISA)

Testing carried out by WRLFMD is UKAS ISO/IEC 17025 accredited. Please see link for scope of accreditation.
http://www.ukas.org/testing/lab_detail.asp?lab_id=2811&location_id=&vMenuOption=3