


FMD Detection And Serotyping Results

Lab Reference WRL batch Number: WRLFMD/2011/00012

Sender Details:




Date Received: 07/03/2011

Country of Origin: BAHRAIN


Dear Dr Fajer Al Saloom,,

Diagnostics work has now been completed in respect of the samples you submitted and the details are as attached.

Results Approved By:



Official Stamp:



Date:

16/3/11




To help us improve the quality of our service, please send any suggestions or requests to the Reference Laboratory by fax (+44 (0)1483 232621) or email (elizabeth.wilson@bbsrc.ac.uk)

FMD Detection And Serotyping Results Report Acting Director: Professor David Paton MA, VetMB, PhD, MRCVS

Lab Reference WRL Batch Number: WRLFMD/2011/00012

PIRBRIGHT LABORATORY

Sender
Details:



Ash Road, Pirbright,
Surrey GU24 0NF

Tel: +44 (0)1483 232441

Fax: +44 (0)1483 232448

Email: iah@bbsrc.ac.uk

Website: www.iah.bbsrc.ac.uk

Date Received: 07/03/2011 Country Of Origin: BAHRAIN

Date Tests Completed: 15/03/2011

Your Reference	WRL Reference	Description of Sample	PCR Result	Serotyping Result by Cell Culture/ELISA
1	BAR 1/2011	NOT KNOWN, epithelium, Collected 22/02/2011	POS	ASIA-1
2	BAR 2/2011	NOT KNOWN, epithelium, Collected 22/02/2011	POS	ASIA-1
3	BAR 3/2011	NOT KNOWN, epithelium, Collected 22/02/2011	POS	ASIA-1
4	BAR 4/2011	NOT KNOWN, epithelium, Collected 22/02/2011	POS	ASIA-1
5	BAR 5/2011	NOT KNOWN, epithelium, Collected 22/02/2011	POS	NVD
1	BAR 6/2011	NOT KNOWN, serum, Collected 22/02/2011	NEG	NVD
2	BAR 7/2011	NOT KNOWN, serum, Collected 22/02/2011	NEG	NVD
3	BAR 8/2011	NOT KNOWN, serum, Collected 22/02/2011	NEG	NVD
4	BAR 9/2011	NOT KNOWN, serum, Collected 22/02/2011	NEG	NVD
5	BAR 10/2011	NOT KNOWN, serum, Collected 22/02/2011		NVD

NVD - No Virus Detected POS - FMDV Genome Detected NEG - No FMDV Genome Detected FMDVGD - FMDV Genome Detected

SOPs - WRL 026 (PCR), WRL 002 (Cell Culture), WRL 006 (ELISA)

Your Reference	WRL Reference	Description of Sample	PCR Result	Serotyping Result by Cell Culture/ELISA
6	BAR 11/2011	NOT KNOWN, serum, Collected 22/02/2011		NVD
7	BAR 12/2011	NOT KNOWN, serum, Collected 22/02/2011		NVD
8	BAR 13/2011	NOT KNOWN, serum, Collected 22/02/2011	NEG	NVD
9	BAR 14/2011	NOT KNOWN, serum, Collected 22/02/2011	NEG	NVD
10	BAR 15/2011	NOT KNOWN, serum, Collected 22/02/2011	NEG	NVD

FMD Detection And Serotyping Results Report Acting Director: Professor David Paton MA, VetMB, PhD, MRCVS

Lab Reference WRL Batch Number: WRLFMD/2011/00012

PIRBRIGHT LABORATORY

Sender
Details:



Ash Road, Pirbright,
Surrey GU24 0NF
Tel: +44 (0)1483 232441
Fax: +44 (0)1483 232448
Email: iah@bbsrc.ac.uk
Website: www.iah.bbsrc.ac.uk

Date Received: 07/03/2011 Country Of Origin: BAHRAIN

Date Tests Completed: 15/03/2011

Your Reference	WRL Reference	Description of Sample	PCR Result	Serotyping Result by Cell Culture/ELISA
1	BAR 1/2011	NOT KNOWN, epithelium, Collected 22/02/2011	POS	ASIA-1
2	BAR 2/2011	NOT KNOWN, epithelium, Collected 22/02/2011	POS	ASIA-1
3	BAR 3/2011	NOT KNOWN, epithelium, Collected 22/02/2011	POS	ASIA-1
4	BAR 4/2011	NOT KNOWN, epithelium, Collected 22/02/2011	POS	ASIA-1
5	BAR 5/2011	NOT KNOWN, epithelium, Collected 22/02/2011	POS	NVD
1	BAR 6/2011	NOT KNOWN, serum, Collected 22/02/2011	NEG	NVD
2	BAR 7/2011	NOT KNOWN, serum, Collected 22/02/2011	NEG	NVD
3	BAR 8/2011	NOT KNOWN, serum, Collected 22/02/2011	NEG	NVD
4	BAR 9/2011	NOT KNOWN, serum, Collected 22/02/2011	NEG	NVD
5	BAR 10/2011	NOT KNOWN, serum, Collected 22/02/2011		NVD

NVD - No Virus Detected POS - FMDV Genome Detected NEG - No FMDV Genome Detected FMDVGD - FMDV Genome Detected
SOPs - WRL 026 (PCR), WRL 002 (Cell Culture), WRL 006 (ELISA)

Your Reference	WRL Reference	Description of Sample	PCR Result	Serotyping Result by Cell Culture/ELISA
6	BAR 11/2011	NOT KNOWN, serum, Collected 22/02/2011		NVD
7	BAR 12/2011	NOT KNOWN, serum, Collected 22/02/2011		NVD
8	BAR 13/2011	NOT KNOWN, serum, Collected 22/02/2011	NEG	NVD
9	BAR 14/2011	NOT KNOWN, serum, Collected 22/02/2011	NEG	NVD
10	BAR 15/2011	NOT KNOWN, serum, Collected 22/02/2011	NEG	NVD

LAB DATA VALIDATION REPORT
LAB DATA AND TESTS FOR BATCH - WRLFMD/2011/00012

GENERAL LAB DATA

WRL REF NUMBER	DATE RECEIVED	WEIGHT IN GRAMS	PH	STORED AMOUNT	DATE STORED	RT-PCR	INTERIM RESULT	FINAL RESULT	DATE VALIDATED	VALIDATED BY
BAR/2011/00001	07/03/2011	0	7.6	1	07/03/2011	POSITIVE		ASIA-1		
BAR/2011/00002	07/03/2011	0	7.8	1	07/03/2011	POSITIVE		ASIA-1		
BAR/2011/00003	07/03/2011	0	7.6	1	07/03/2011	POSITIVE		ASIA-1		
BAR/2011/00004	07/03/2011	0	7.6	1	07/03/2011	POSITIVE		ASIA-1		
BAR/2011/00005	07/03/2011	0	7.8	1	07/03/2011	POSITIVE		FMDV GD		
BAR/2011/00006	07/03/2011	0	0	1	07/03/2011	NEGATIVE		NVD		
BAR/2011/00007	07/03/2011	0	0	1	07/03/2011	NEGATIVE		NVD		
BAR/2011/00008	07/03/2011	0	0	1	07/03/2011	NEGATIVE		NVD		
BAR/2011/00009	07/03/2011	0	0	1	07/03/2011	NEGATIVE		NVD		
BAR/2011/00010	07/03/2011	0	0	1	07/03/2011	NOT TESTED		NVD		
BAR/2011/00011	07/03/2011	0	0	1	07/03/2011	NOT TESTED		NVD		
BAR/2011/00012	07/03/2011	0	0	1	07/03/2011	NOT TESTED		NVD		
BAR/2011/00013	07/03/2011	0	0	1	07/03/2011	NEGATIVE		NVD		
BAR/2011/00014	07/03/2011	0	0	1	07/03/2011	NEGATIVE		NVD		
BAR/2011/00015	07/03/2011	0	0	1	07/03/2011	NEGATIVE		NVD		

ELISA TEST DATA

WRL REF NO	TEST TYPE	ATTEMPT	HOUR	SEROTYPE	RESULTS	NEGATIVE	DATE VALIDATED	VALIDATED BY
BAR/2011/00001	BTY1	1	24	ASIA-1	2.14	NO		
	OS	1	0	NEG	-0.9	YES		
BAR/2011/00002	BTY1	1	48	ASIA-1	2.18	NO		
	OS	1	0	NEG	-0.9	YES		
BAR/2011/00003	BTY1	1	24	ASIA-1	2.18	NO		
	OS	1	0	NEG	-0.9	YES		
BAR/2011/00004	BTY1	1	48	ASIA-1	2.06	NO		
	OS	1	0	NEG	-0.9	YES		
BAR/2011/00005	OS	1	0	NEG	-0.9	YES		

TISSUE CULTURE TEST DATA

WRL REF NUMBER	TC TEST TYPE	ATTEMPT NUMBER	HOUR	NUMBER OF TUBES	READING	DATE READ	DATE VALIDATED	VALIDATED BY
BAR/2011/00001	BTY1	1	24	5	+			
BAR/2011/00002	BTY1	1	24	5	VE			
	BTY1	1	48	2	+			
BAR/2011/00003	BTY1	1	24	5	+			
BAR/2011/00004	BTY1	1	24	5	VE			
	BTY1	1	48	5	+			
BAR/2011/00005	BTY1	1	24	5	-			
	BTY1	1	48	5	-			
	BTY1	1	72	5	-			
BAR/2011/00006	BTY1	1	96	5	-			
	BTY1	1	24	5	-			
	BTY1	1	48	5	-			
BAR/2011/00007	BTY1	1	72	5	-			
	BTY1	1	96	5	-			
	BTY1	1	24	5	-			
BAR/2011/00007	BTY1	1	48	5	-			

	BTY1	1	72	5	-		
	BTY1	1	96	5	-		
BAR/2011/00008	BTY1	1	24	5	-		
	BTY1	1	48	5	-		
	BTY1	1	72	5	-		
	BTY1	1	96	5	-		
BAR/2011/00009	BTY1	1	24	5	-		
	BTY1	1	48	5	-		
	BTY1	1	72	5	-		
	BTY1	1	96	5	-		
BAR/2011/00010	BTY1	1	24	5	-		
	BTY1	1	48	5	-		
	BTY1	1	72	5	-		
	BTY1	1	96	5	-		
BAR/2011/00011	BTY1	1	24	5	-		
	BTY1	1	48	5	-		
	BTY1	1	72	5	-		
	BTY1	1	96	5	-		
BAR/2011/00012	BTY1	1	24	5	-		
	BTY1	1	48	5	-		
	BTY1	1	72	5	-		
	BTY1	1	96	5	-		
BAR/2011/00013	BTY1	1	24	5	-		
	BTY1	1	48	5	-		
	BTY1	1	72	5	-		
	BTY1	1	96	5	-		
BAR/2011/00014	BTY1	1	24	5	-		
	BTY1	1	48	5	-		
	BTY1	1	72	5	-		
	BTY1	1	96	5	-		
BAR/2011/00015	BTY1	1	24	5	-		
	BTY1	1	48	5	-		
	BTY1	1	72	5	-		
	BTY1	1	96	5	-		

CT VALUES

WRL REF NUMBER	TEST NUMBER	WRL TEST REF	CT VALUE	CT MATERIAL	CT VIRUS	DATE VALIDATED	VALIDATED BY
BAR/2011/00001	1	WRL 0721	16.73	OS	FMD		
	2	WRL 0723	16.31	OS	FMD		
BAR/2011/00002	1	WRL 0721	27.26	OS	FMD		
	2	WRL 0723	27.44	OS	FMD		
BAR/2011/00003	1	WRL 0721	17.29	OS	FMD		
	2	WRL 0723	16.65	OS	FMD		
BAR/2011/00004	1	WRL 0721	21.68	OS	FMD		
	2	WRL 0723	21.21	OS	FMD		
BAR/2011/00005	1	WRL 0721	30.89	OS	FMD		
	2	WRL 0721	30.53	OS	FMD		
BAR/2011/00006	1	WRL 0721	50	SERUM	FMD		
	2	WRL 0721	50	SERUM	FMD		
BAR/2011/00007	1	WRL 0721	50	SERUM	FMD		
	2	WRL 0721	34	SERUM	FMD		
BAR/2011/00008	1	WRL 0721	35.93	SERUM	FMD		
	2	WRL 0721	50	SERUM	FMD		

BAR/2011/00009	1	WRL 0721	35.38	SERUM	FMD		
	2	WRL 0721	33.26	SERUM	FMD		
BAR/2011/00013	1	WRL 0729	50	SERUM	FMD		
	2	WRL 0729	50	SERUM	FMD		
BAR/2011/00014	1	WRL 0729	35.69	SERUM	FMD		
	2	WRL 0729	50	SERUM	FMD		
BAR/2011/00015	1	WRL 0729	50	SERUM	FMD		
	2	WRL 0729	50	SERUM	FMD		

Validated by 

Date 15/3/11

FMD DETECTION AND SEROTYPING FULL RESULTS

BATCH NUMBER - WRLFMD/2011/00012 DATE RECEIVED AT SITE - 07/03/2011 FROM BAHRAIN

SENDER DETAILS [REDACTED]

Your Reference	WRL Reference	Description of Sample	Direct Antigen ELISA	Cell Culture / ELISA BTY RS	Other	PCR Result	Final Result
Unknown 1	BAR 1/2011	NOT KNOWN, epithelium Collected 22/02/2011	NEG	ASIA-1		16.73, 16.31	ASIA-1
Unknown 2	BAR 2/2011	NOT KNOWN, epithelium Collected 22/02/2011	NEG	ASIA-1		27.26, 27.44	ASIA-1
Unknown 3	BAR 3/2011	NOT KNOWN, epithelium Collected 22/02/2011	NEG	ASIA-1		17.29, 16.65	ASIA-1
Unknown 4	BAR 4/2011	NOT KNOWN, epithelium Collected 22/02/2011	NEG	ASIA-1		21.68, 21.21	ASIA-1
Unknown 5	BAR 5/2011	NOT KNOWN, epithelium Collected 22/02/2011	NEG	-ve		30.89, 30.53	FMDV GD
Unknown 1	BAR 6/2011	NOT KNOWN, serum Collected 22/02/2011		-ve		50, 50	NVD

NVD - No Virus Detected POS - FMDV Genome Detected NEG - No FMDV Genome Detected FMDVGD - FMDV Genome Detected

WRLFMD/2011/00012

IAHB/2011/00175

15 March 2011

Page 1 of 3


Created by LAH Informatics FMD serotyping Full Results Report

Your Reference	WRL Reference	Description of Sample	Direct Antigen ELISA	Cell Culture / ELISA BTY RS	Other	PCR Result	Final Result
Unknown 2	BAR 7/2011	NOT KNOWN, serum Collected 22/02/2011		-ve		50, 34	NVD
Unknown 3	BAR 8/2011	NOT KNOWN, serum Collected 22/02/2011		-ve		35.93, 50	NVD
Unknown 4	BAR 9/2011	NOT KNOWN, serum Collected 22/02/2011		-ve		35.38, 33.26	NVD
Unknown 5	BAR 10/2011	NOT KNOWN, serum Collected 22/02/2011		-ve			NVD
Unknown 6	BAR 11/2011	NOT KNOWN, serum Collected 22/02/2011		-ve			NVD
Unknown 7	BAR 12/2011	NOT KNOWN, serum Collected 22/02/2011		-ve			NVD
Unknown 8	BAR 13/2011	NOT KNOWN, serum Collected 22/02/2011		-ve		50, 50	NVD
Unknown 9	BAR 14/2011	NOT KNOWN, serum Collected 22/02/2011		-ve		35.69, 50	NVD
Unknown 10	BAR 15/2011	NOT KNOWN, serum Collected 22/02/2011		-ve		50, 50	NVD

NVD - No Virus Detected POS - FMDV Genome Detected NEG - No FMDV Genome Detected FMDVGD - FMDV Genome Detected

Your Reference	WRL Reference	Description of Sample	Direct Antigen	Cell Culture / ELISA			PCR Result	Final Result
			ELISA	BTY	RS	Other		

Validated by



Date

15/3/11

NVD - No Virus Detected POS - FMDV Genome Detected NEG - No FMDV Genome Detected FMDVGD - FMDV Genome Detected

WRLFMD/2011/00012

IAHB/2011/00175

15 March 2011

Page 3 of 3

Created by IAH Informatics FMD serotyping Full Results Report