


FMD Detection And Serotyping Results

Lab Reference WRL batch Number: WRLFMD/2011/00011

Sender Details:



Date Received: 03/03/2011



Country of Origin: KOREA, REPUBLIC OF (SOUTH)

Dear Dr Kwang-Nyeong Lee,

Diagnostics work has now been completed in respect of the samples you submitted and the details are as attached.


Results Approved By:

Official Stamp:



Date:

16/3/11




To help us improve the quality of our service, please send any suggestions or requests to the Reference Laboratory by fax (+44 (0)1483 232621) or email (elizabeth.wilson@bbsrc.ac.uk)

FMD Detection And Serotyping Results Report Acting Director: Professor David Paton MA, VetMB, PhD, MRCVS

Lab Reference WRL Batch Number: WRLFMD/2011/00011

PIRBRIGHT LABORATORY

Sender
Details:



Ash Road, Pirbright,
Surrey GU24 0NF

Tel: +44 (0)1483 232441

Fax: +44 (0)1483 232448

Email: iah@bbsrc.ac.uk

Website: www.iah.bbsrc.ac.uk

Date Received: 03/03/2011 Country Of Origin: KOREA, REPUBLIC OF

Date Tests Completed: 15/03/2011

Your Reference	WRL Reference	Description of Sample	PCR Result	Serotyping Result by Cell Culture/ELISA
3 47-4	SKR 8/2010	PIG, epithelial suspension, Collected 14/12/2010	POS	NVD
4 47-5	SKR 9/2010	PIG, fluid/vesicular, Collected 14/12/2010	POS	NVD
5 60-2	SKR 10/2010	CATTLE, epithelial suspension, Collected 22/12/2010	POS	O
6 60-3	SKR 11/2010	CATTLE, epithelial suspension, Collected 22/12/2010	POS	NVD
1 113-38	SKR 6/2011	CATTLE, fluid/saliva, Collected 02/01/2011	POS	NVD
2 113-39	SKR 7/2011	CATTLE, fluid/saliva, Collected 02/01/2011	POS	NVD

NVD - No Virus Detected POS - FMDV Genome Detected NEG - No FMDV Genome Detected FMDVGD - FMDV Genome Detected
SOPs - WRL 026 (PCR), WRL 002 (Cell Culture), WRL 006 (ELISA)