



PIRBRIGHT LABORATORY
Ash Road, Pirbright, Surrey GU24 0NF
Tel: +44 (0)1483 232441 Fax: +44 (0)1483 232448
Email: iah@bbsrc.ac.uk
Website: www.iah.bbsrc.ac.uk

FMD Detection And Serotyping Results

Lab Reference WRL batch Number: WRLFMD/2011/00010

Sender Details: 


Date Received: 26/01/2011

Country of Origin: IRAN


Dear Dr Abdollah,

Diagnostics work has now been completed in respect of the samples you submitted and the details are as attached.

Results Approved By:




Official Stamp



Date:

26/5/11


To help us improve the quality of our service, please send any suggestions or requests to the Reference Laboratory by fax (+44 (0)1483 232621) or email (elizabeth.wilson@bbsrc.ac.uk)

FMD Detection And Serotyping Results Report

Acting Director: Professor David Paton MA, VetMB, PhD, MRCVS

Lab Reference WRL Batch Number: WRLFMD/2011/00010

PIRBRIGHT LABORATORY

Sender



Ash Road, Pirbright,
Surrey GU24 0NF

Details:

Tel: +44 (0)1483 232441

Fax: +44 (0)1483 232448

Email: iah@bbsrc.ac.uk

Website: www.iah.bbsrc.ac.uk

Date Received: 26/01/2011 Country Of Origin: IRAN

Date Tests Completed 21/04/2011

Your Reference	WRL Reference	Description of Sample	PCR Result	Serotyping Result by Cell Culture/ELISA
IR-89-220	IRN 226/2010	CATTLE, epithelium, Collected 09/11/2010		NVD
IR-89-211	IRN 227/2010	CATTLE, epithelium, Collected 14/11/2010		NVD
IR-89-221	IRN 228/2010	CATTLE, epithelium, Collected 15/11/2010		NVD
IR-89-215	IRN 229/2010	CATTLE, epithelium, Collected 16/11/2010		NVD
IR-89-201	IRN 230/2010	CATTLE, epithelium, Collected 18/11/2010		NVD
IR-89-208	IRN 231/2010	CATTLE, epithelium, Collected 18/11/2010		NVD
IR-89-213	IRN 232/2010	CATTLE, epithelium, Collected 18/11/2010		NVD
IR-89-214	IRN 233/2010	CATTLE, epithelium, Collected 18/11/2010		NVD
IR-89-238	IRN 234/2010	CATTLE, epithelium, Collected 19/11/2010		NVD
IR-89-200	IRN 235/2010	CATTLE, epithelium, Collected 23/11/2010		NVD

NVD - No Virus Detected POS - FMDV Genome Detected NEG - No FMDV Genome Detected FMDVGD - FMDV Genome Detected
SOPs - WRL 026 (PCR), WRL 002 (Cell Culture), WRL 006 (ELISA)

Testing carried out by WRLFMD is UKAS ISO/IEC 17025 accredited. Please see link for scope of accreditation.
http://www.ukas.org/testing/lab_detail.asp?lab_id=2811&location_id=vMenuOption=3

Your Reference	WRL Reference	Description of Sample	PCR Result	Serotyping Result by Cell Culture/ELISA
IR-89-206	IRN 236/2010	CATTLE, epithelium, Collected 23/11/2010		NVD
IR-89-207	IRN 237/2010	SHEEP, epithelium, Collected 23/11/2010		NVD
IR-89-219	IRN 238/2010	CATTLE, epithelium, Collected 23/11/2010		NVD
IR-89-226	IRN 239/2010	CATTLE, epithelium, Collected 23/11/2010		NVD
IR-89-216	IRN 240/2010	CATTLE, epithelium, Collected 24/11/2010		NVD
IR-89-227	IRN 241/2010	CATTLE, epithelium, Collected 25/11/2010		NVD
IR-89-230	IRN 242/2010	CATTLE, epithelium, Collected 25/11/2010		NVD
IR-89-217	IRN 243/2010	CATTLE, epithelium, Collected 27/11/2010		NVD
IR-89-223	IRN 244/2010	CATTLE, epithelium, Collected 27/11/2010		NVD
IR-89-202	IRN 245/2010	CATTLE, epithelium, Collected 28/11/2010		NVD
IR-89-205	IRN 246/2010	CATTLE, epithelium, Collected 28/11/2010		NVD
IR-89-212	IRN 247/2010	CATTLE, epithelium, Collected 29/11/2010		NVD
IR-89-203	IRN 248/2010	CATTLE, epithelium, Collected 30/11/2010		NVD

NVD - No Virus Detected POS - FMDV Genome Detected NEG - No FMDV Genome Detected FMDVGD - FMDV Genome Detected
SOPs - WRL 026 (PCR), WRL 002 (Cell Culture), WRL 006 (ELISA)

Testing carried out by WRLFMD is UKAS ISO/IEC 17025 accredited. Please see link for scope of accreditation.
http://www.ukas.org/testing/lab_detail.asp?lab_id=2811&location_id=vMenuOption=3

Your Reference	WRL Reference	Description of Sample	PCR Result	Serotyping Result by Cell Culture/ELISA
IR-89-225	IRN 249/2010	CATTLE, epithelium, Collected 01/12/2010		NVD
IR-89-210	IRN 250/2010	SHEEP, epithelium, Collected 04/12/2010		NVD
IR-89-218	IRN 251/2010	CATTLE, epithelium, Collected 04/12/2010		NVD
IR-89-228	IRN 252/2010	CATTLE, epithelium, Collected 04/12/2010		NVD
IR-89-209	IRN 253/2010	CATTLE, epithelium, Collected 08/12/2010		NVD
IR-89-222	IRN 254/2010	CATTLE, epithelium, Collected 09/12/2010		NVD
IR-89-229	IRN 255/2010	CATTLE, epithelium, Collected 09/12/2010		NVD
IR-89-224	IRN 256/2010	CATTLE, epithelium, Collected 11/12/2010		NVD
IR-89-204	IRN 257/2010	CATTLE, epithelium, Collected 12/12/2010		NVD
IR-89-236	IRN 258/2010	SHEEP, epithelium, Collected 28/12/2010		NVD
IR-89-244	IRN 259/2010	CATTLE, epithelium, Collected 28/12/2010		NVD
IR-89-256	IRN 260/2010	CATTLE, epithelium, Collected 28/12/2010		NVD
IR-89-249	IRN 261/2010	CATTLE, epithelium, Collected 29/12/2010		NVD

NVD - No Virus Detected POS - FMDV Genome Detected NEG - No FMDV Genome Detected FMDVGD - FMDV Genome Detected
SOPs - WRL 026 (PCR), WRL 002 (Cell Culture), WRL 006 (ELISA)

Testing carried out by WRLFMD is UKAS ISO/IEC 17025 accredited. Please see link for scope of accreditation.
http://www.ukas.org/testing/lab_detail.asp?lab_id=2811&location_id=vMenuOption=3

Your Reference	WRL Reference	Description of Sample	PCR Result	Serotyping Result by Cell Culture/ELISA
IR-89-254	IRN 262/2010	CATTLE, epithelium, Collected 29/12/2010		NVD
IR-89-257	IRN 263/2010	CATTLE, epithelium, Collected 30/12/2010		NVD
IR-89-245	IRN 1/2011	CATTLE, epithelium, Collected 02/01/2011	POS	A
IR-89-246	IRN 2/2011	CATTLE, epithelium, Collected 03/01/2011	POS	O
IR-89-235	IRN 3/2011	SHEEP, epithelium, Collected 04/01/2011	NEG	NVD
IR-89-241	IRN 4/2011	CATTLE, epithelium, Collected 04/01/2011	POS	A
IR-89-247	IRN 5/2011	CATTLE, epithelium, Collected 04/01/2011	POS	A
IR-89-234	IRN 6/2011	CATTLE, epithelium, Collected 05/01/2011	POS	O
IR-89-240	IRN 7/2011	CATTLE, epithelium, Collected 05/01/2011	POS	A
IR-89-243	IRN 8/2011	CATTLE, epithelium, Collected 05/01/2011	POS	A
IR-89-250	IRN 9/2011	CATTLE, epithelium, Collected 05/01/2011	POS	A
IR-89-252	IRN 10/2011	CATTLE, epithelium, Collected 05/01/2011	POS	O
IR-89-253	IRN 11/2011	CATTLE, epithelium, Collected 06/01/2011	POS	NVD

NVD - No Virus Detected POS - FMDV Genome Detected NEG - No FMDV Genome Detected FMDVGD - FMDV Genome Detected
SOPs - WRL 026 (PCR), WRL 002 (Cell Culture), WRL 006 (ELISA)

Testing carried out by WRLFMD is UKAS ISO/IEC 17025 accredited. Please see link for scope of accreditation.
http://www.ukas.org/testing/lab_detail.asp?lab_id=2811&location_id=vMenuOption=3

Your Reference	WRL Reference	Description of Sample	PCR Result	Serotyping Result by Cell Culture/ELISA
IR-89-242	IRN 12/2011	CATTLE, epithelium, Collected 08/01/2011	POS	A
IR-89-248	IRN 13/2011	CATTLE, epithelium, Collected 09/01/2011	POS	O
IR-89-233	IRN 14/2011	CATTLE, epithelium, Collected 10/01/2011	POS	O
IR-89-232	IRN 15/2011	CATTLE, epithelium, Collected 10/01/2011	POS	O
IR-89-237	IRN 16/2011	CATTLE, epithelium, Collected 10/01/2011	NEG	NVD
IR-89-251	IRN 17/2011	CATTLE, epithelium, Collected 12/01/2011	POS	A
IR-89-231	IRN 18/2011	CATTLE, epithelium, Collected 16/01/2011	POS	A
IR-89-239	IRN 19/2011	CATTLE, epithelium, Collected 16/01/2011	POS	NVD
IR-89-258	IRN 20/2011	CATTLE, epithelium, Collected 18/01/2011	POS	A
IR-89-260	IRN 21/2011	CATTLE, epithelium, Collected 18/01/2011	POS	NVD
IR-89-259	IRN 22/2011	CATTLE/LAMB, epithelium, Collected 01/01/2011	NEG	NVD

NVD - No Virus Detected POS - FMDV Genome Detected NEG - No FMDV Genome Detected FMDVGD - FMDV Genome Detected
SOPs - WRL 026 (PCR), WRL 002 (Cell Culture), WRL 006 (ELISA)

Testing carried out by WRLFMD is UKAS ISO/IEC 17025 accredited. Please see link for scope of accreditation.
http://www.ukas.org/testing/lab_detail.asp?lab_id=2811&location_id=vMenuOption=3