


## FMD Detection And Serotyping Results

Lab Reference WRL batch Number: WRLFMD/2011/00004

Sender Details:




Date Received: 18/01/2011

Country of Origin: AFGHANISTAN


Dear Dr E Ul Haq Khan,

Diagnostics work has now been completed in respect of the samples you submitted and the details are as attached.

Results Approved By



Official Stamp:



Date:

7/4/11



To help us improve the quality of our service, please send any suggestions or requests to the Reference Laboratory by fax (+44 (0)1483 232621) or email ([elizabeth.wilson@bbsrc.ac.uk](mailto:elizabeth.wilson@bbsrc.ac.uk))

**FMD Detection And Serotyping Results Report** Acting Director: Professor David Paton MA, VetMB, PhD, MRCVS

Lab Reference WRL Batch Number: WRLFMD/2011/00004

Sender  
Details:



PIRBRIGHT LABORATORY

Ash Road, Pirbright,

Surrey GU24 0NF

Tel: +44 (0)1483 232441

Fax: +44 (0)1483 232448

Email: iah@bbsrc.ac.uk

Website: www.iah.bbsrc.ac.uk

Date Received: 18/01/2011 Country Of Origin: AFGHANISTAN

Date Tests Completed: 07/04/2011

Your Reference	WRL Reference	Description of Sample	PCR Result	Serotyping Result by Cell Culture/ELISA
312	AFG 110/2010	CATTLE, epithelium, Collected 01/01/2010	POS	O
358	AFG 111/2010	CATTLE, epithelium, Collected 01/01/2010	POS	O
374	AFG 112/2010	CATTLE, epithelium, Collected 01/01/2010	NEG	NVD
427	AFG 113/2010	CATTLE, epithelium, Collected 01/01/2010	POS	NVD
428	AFG 114/2010	CATTLE, epithelium, Collected 01/01/2010	NEG	NVD
300	AFG 115/2010	CATTLE, epithelium, Collected 01/05/2010	NEG	NVD
301	AFG 116/2010	CATTLE, epithelium, Collected 06/05/2010	NEG	NVD
423	AFG 117/2010	CATTLE, epithelium, Collected 28/05/2010	POS	NVD
308	AFG 118/2010	CATTLE, epithelium, Collected 07/06/2010	POS	NVD
309	AFG 119/2010	CATTLE, epithelium, Collected 09/06/2010	POS	O

NVD - No Virus Detected    POS - FMDV Genome Detected    NEG - No FMDV Genome Detected    FMDVGD - FMDV Genome Detected

SOPs - WRL 026 (PCR), WRL 002 (Cell Culture), WRL 006 (ELISA)

<b>Your Reference</b>	<b>WRL Reference</b>	<b>Description of Sample</b>	<b>PCR Result</b>	<b>Serotyping Result by Cell Culture/ELISA</b>
302	AFG 120/2010	CATTLE, epithelium, Collected 10/06/2010	<b>POS</b>	O
298	AFG 121/2010	CATTLE, epithelium, Collected 12/06/2010	<b>POS</b>	O
292	AFG 122/2010	CATTLE, epithelium, Collected 17/06/2010	<b>POS</b>	NVD
314	AFG 123/2010	CATTLE, epithelium, Collected 18/06/2010	<b>NEG</b>	NVD
313	AFG 124/2010	CATTLE, epithelium, Collected 19/06/2010	<b>NEG</b>	NVD
289	AFG 125/2010	CATTLE, epithelium, Collected 20/06/2010	<b>POS</b>	A
297	AFG 126/2010	CATTLE, epithelium, Collected 20/06/2010	<b>POS</b>	O
310	AFG 127/2010	CATTLE, epithelium, Collected 20/06/2010	<b>NEG</b>	NVD
290	AFG 128/2010	CATTLE, epithelium, Collected 21/06/2010	<b>POS</b>	A
299	AFG 129/2010	CATTLE, epithelium, Collected 23/06/2010	<b>NEG</b>	NVD
311	AFG 130/2010	CATTLE, epithelium, Collected 23/06/2010	<b>NEG</b>	NVD
284	AFG 131/2010	CATTLE, epithelium, Collected 24/06/2010	<b>POS</b>	O
296	AFG 132/2010	CATTLE, epithelium, Collected 24/06/2010	<b>POS</b>	NVD
305	AFG 133/2010	CATTLE, epithelium, Collected 24/06/2010	<b>POS</b>	O

<b>Your Reference</b>	<b>WRL Reference</b>	<b>Description of Sample</b>	<b>PCR Result</b>	<b>Serotyping Result by Cell Culture/ELISA</b>
306	AFG 134/2010	CATTLE, epithelium, Collected 24/06/2010	<b>POS</b>	NVD
285	AFG 135/2010	CATTLE, epithelium, Collected 26/06/2010	<b>POS</b>	O
286	AFG 136/2010	CATTLE, epithelium, Collected 26/06/2010	<b>NEG</b>	NVD
287	AFG 137/2010	CATTLE, epithelium, Collected 27/06/2010	<b>POS</b>	NVD
288	AFG 138/2010	CATTLE, epithelium, Collected 28/06/2010	<b>POS</b>	NVD
307	AFG 139/2010	CATTLE, epithelium, Collected 28/06/2010	<b>POS</b>	NVD
291	AFG 140/2010	CATTLE, epithelium, Collected 29/06/2010	<b>POS</b>	A
303	AFG 141/2010	CATTLE, epithelium, Collected 29/06/2010	<b>POS</b>	O
304	AFG 142/2010	CATTLE, epithelium, Collected 29/06/2010	<b>POS</b>	O
316	AFG 143/2010	CATTLE, epithelium, Collected 29/06/2010	<b>NEG</b>	NVD
293	AFG 144/2010	CATTLE, epithelium, Collected 30/06/2010	<b>POS</b>	NVD
317	AFG 145/2010	CATTLE, epithelium, Collected 30/06/2010	<b>POS</b>	O
315	AFG 146/2010	CATTLE, epithelium, Collected 01/07/2010	<b>POS</b>	NVD
380	AFG 147/2010	CATTLE, epithelium, Collected 05/07/2010	<b>NEG</b>	NVD

<b>Your Reference</b>	<b>WRL Reference</b>	<b>Description of Sample</b>	<b>PCR Result</b>	<b>Serotyping Result by Cell Culture/ELISA</b>
426	AFG 148/2010	CATTLE, epithelium, Collected 06/07/2010	<b>POS</b>	O
425	AFG 149/2010	CATTLE, epithelium, Collected 07/07/2010	<b>NEG</b>	NVD
272	AFG 150/2010	CATTLE, epithelium, Collected 09/07/2010	<b>POS</b>	O
273	AFG 151/2010	CATTLE, epithelium, Collected 09/07/2010	<b>POS</b>	O
274	AFG 152/2010	CATTLE, epithelium, Collected 09/07/2010	<b>POS</b>	O
275	AFG 153/2010	CATTLE, epithelium, Collected 09/07/2010	<b>POS</b>	O
276	AFG 154/2010	CATTLE, epithelium, Collected 11/07/2010	<b>NEG</b>	NVD
277	AFG 155/2010	CATTLE, epithelium, Collected 11/07/2010	<b>NEG</b>	NVD
278	AFG 156/2010	CATTLE, epithelium, Collected 11/07/2010	<b>NEG</b>	NVD
279	AFG 157/2010	CATTLE, epithelium, Collected 11/07/2010	<b>NEG</b>	NVD
280	AFG 158/2010	CATTLE, epithelium, Collected 11/07/2010	<b>POS</b>	O
281	AFG 159/2010	CATTLE, epithelium, Collected 11/07/2010	<b>NEG</b>	NVD
282	AFG 160/2010	CATTLE, epithelium, Collected 11/07/2010	<b>POS</b>	O
283	AFG 161/2010	CATTLE, epithelium, Collected 11/07/2010	<b>POS</b>	NVD

<b>Your Reference</b>	<b>WRL Reference</b>	<b>Description of Sample</b>	<b>PCR Result</b>	<b>Serotyping Result by Cell Culture/ELISA</b>
372	AFG 162/2010	CATTLE, epithelium, Collected 18/07/2010	<b>POS</b>	NVD
294	AFG 163/2010	CATTLE, epithelium, Collected 27/07/2010	<b>POS</b>	A
295	AFG 164/2010	CATTLE, epithelium, Collected 27/07/2010	<b>POS</b>	O
371	AFG 165/2010	CATTLE, epithelium, Collected 29/07/2010	<b>NEG</b>	NVD
373	AFG 166/2010	CATTLE, epithelium, Collected 31/07/2010	<b>POS</b>	O
376	AFG 167/2010	CATTLE, epithelium, Collected 31/07/2010	<b>NEG</b>	NVD
377	AFG 168/2010	CATTLE, epithelium, Collected 31/07/2010	<b>NEG</b>	NVD
362	AFG 169/2010	CATTLE, epithelium, Collected 01/08/2010	<b>NEG</b>	NVD
360	AFG 170/2010	CATTLE, epithelium, Collected 03/08/2010	<b>POS</b>	O
361	AFG 171/2010	CATTLE, epithelium, Collected 03/08/2010	<b>POS</b>	O
379	AFG 172/2010	CATTLE, epithelium, Collected 06/08/2010	<b>NEG</b>	NVD
378	AFG 173/2010	CATTLE, fluid, Collected 07/08/2010	<b>NEG</b>	NVD
367	AFG 174/2010	CATTLE, epithelium, Collected 10/08/2010	<b>POS</b>	O
356	AFG 175/2010	CATTLE, fluid, Collected 12/08/2010	<b>NEG</b>	NVD

<b>Your Reference</b>	<b>WRL Reference</b>	<b>Description of Sample</b>	<b>PCR Result</b>	<b>Serotyping Result by Cell Culture/ELISA</b>
381	AFG 176/2010	CATTLE, epithelium, Collected 12/08/2010	<b>POS</b>	NVD
430	AFG 177/2010	CATTLE, epithelium, Collected 12/08/2010	<b>POS</b>	O
365	AFG 178/2010	CATTLE, epithelium, Collected 15/08/2010	<b>POS</b>	O
318	AFG 179/2010	CATTLE, epithelium, Collected 16/08/2010	<b>POS</b>	NVD
319	AFG 180/2010	CATTLE, epithelium, Collected 16/08/2010	<b>POS</b>	O
320	AFG 181/2010	CATTLE, epithelium, Collected 16/08/2010	<b>POS</b>	O
321	AFG 182/2010	CATTLE, epithelium, Collected 16/08/2010	<b>POS</b>	O
322	AFG 183/2010	CATTLE, epithelium, Collected 16/08/2010	<b>POS</b>	O
323	AFG 184/2010	CATTLE, epithelium, Collected 16/08/2010	<b>POS</b>	NVD
429	AFG 185/2010	CATTLE, epithelium, Collected 18/08/2010	<b>POS</b>	NVD
355	AFG 186/2010	CATTLE, epithelium, Collected 19/08/2010	<b>NEG</b>	NVD
375	AFG 187/2010	CATTLE, fluid, Collected 21/08/2010	<b>NEG</b>	NVD
357	AFG 188/2010	CATTLE, fluid, Collected 23/08/2010	<b>NEG</b>	NVD
359	AFG 189/2010	CATTLE, fluid, Collected 23/08/2010	<b>NEG</b>	NVD

<b>Your Reference</b>	<b>WRL Reference</b>	<b>Description of Sample</b>	<b>PCR Result</b>	<b>Serotyping Result by Cell Culture/ELISA</b>
364	AFG 190/2010	CATTLE, epithelium, Collected 29/08/2010	<b>POS</b>	O
368	AFG 191/2010	CATTLE, epithelium, Collected 29/08/2010	<b>POS</b>	NVD
424	AFG 192/2010	CATTLE, epithelium, Collected 30/08/2010	<b>POS</b>	O
366	AFG 193/2010	CATTLE, epithelium, Collected 02/09/2010	<b>POS</b>	O
369	AFG 194/2010	CATTLE, epithelium, Collected 05/09/2010	<b>NEG</b>	NVD
370	AFG 195/2010	CATTLE, epithelium, Collected 05/09/2010	<b>POS</b>	O
363	AFG 196/2010	CATTLE, epithelium, Collected 07/09/2010	<b>POS</b>	O
324	AFG 197/2010	CATTLE, epithelium, Collected 15/09/2010	<b>POS</b>	O
325	AFG 198/2010	CATTLE, epithelium, Collected 15/09/2010	<b>POS</b>	NVD
326	AFG 199/2010	CATTLE, epithelium, Collected 15/09/2010	<b>POS</b>	O
327	AFG 200/2010	CATTLE, epithelium, Collected 15/09/2010	<b>POS</b>	O
328	AFG 201/2010	CATTLE, epithelium, Collected 15/09/2010	<b>POS</b>	O
329	AFG 202/2010	CATTLE, epithelium, Collected 15/09/2010	<b>POS</b>	O
330	AFG 203/2010	CATTLE, epithelium, Collected 15/09/2010	<b>NEG</b>	NVD



<b>Your Reference</b>	<b>WRL Reference</b>	<b>Description of Sample</b>	<b>PCR Result</b>	<b>Serotyping Result by Cell Culture/ELISA</b>
331	AFG 204/2010	CATTLE, epithelium, Collected 15/09/2010	<b>POS</b>	O
332	AFG 205/2010	CATTLE, epithelium, Collected 15/09/2010	<b>POS</b>	O
333	AFG 206/2010	CATTLE, epithelium, Collected 15/09/2010	<b>POS</b>	NVD
334	AFG 207/2010	CATTLE, epithelium, Collected 18/09/2010	<b>POS</b>	O
335	AFG 208/2010	CATTLE, epithelium, Collected 18/09/2010	<b>POS</b>	O
336	AFG 209/2010	CATTLE, epithelium, Collected 18/09/2010	<b>POS</b>	O
337	AFG 210/2010	CATTLE, epithelium, Collected 18/09/2010	<b>POS</b>	O
338	AFG 211/2010	CATTLE, epithelium, Collected 18/09/2010	<b>NEG</b>	O
339	AFG 212/2010	CATTLE, epithelium, Collected 18/09/2010	<b>NEG</b>	O
340	AFG 213/2010	CATTLE, epithelium, Collected 18/09/2010	<b>POS</b>	O
341	AFG 214/2010	CATTLE, epithelium, Collected 18/09/2010	<b>POS</b>	O
342	AFG 215/2010	CATTLE, epithelium, Collected 19/09/2010	<b>NEG</b>	NVD
343	AFG 216/2010	CATTLE, epithelium, Collected 19/09/2010	<b>NEG</b>	NVD
350	AFG 217/2010	CATTLE, epithelium, Collected 09/10/2010	<b>POS</b>	O

<b>Your Reference</b>	<b>WRL Reference</b>	<b>Description of Sample</b>	<b>PCR Result</b>	<b>Serotyping Result by Cell Culture/ELISA</b>
351	AFG 218/2010	CATTLE, fluid, Collected 09/10/2010	<b>POS</b>	NVD
352	AFG 219/2010	CATTLE, epithelium, Collected 09/10/2010	<b>POS</b>	O
353	AFG 220/2010	CATTLE, epithelium, Collected 09/10/2010	<b>POS</b>	O
354	AFG 221/2010	CATTLE, epithelium, Collected 09/10/2010	<b>POS</b>	O
422	AFG 222/2010	CATTLE, epithelium, Collected 09/10/2010	<b>NEG</b>	NVD
344	AFG 223/2010	CATTLE, fluid, Collected 10/10/2010	<b>POS</b>	O
345	AFG 224/2010	CATTLE, epithelium, Collected 10/10/2010	<b>POS</b>	O
346	AFG 225/2010	CATTLE, epithelium, Collected 10/10/2010	<b>POS</b>	O
347	AFG 226/2010	CATTLE, epithelium, Collected 10/10/2010	<b>POS</b>	O
348	AFG 227/2010	CATTLE, epithelium, Collected 10/10/2010	<b>POS</b>	O
349	AFG 228/2010	CATTLE, epithelium, Collected 10/10/2010	<b>NEG</b>	NVD
382	AFG 229/2010	CATTLE, fluid, Collected 12/10/2010	<b>POS</b>	O
384	AFG 230/2010	CATTLE, epithelium, Collected 12/10/2010	<b>POS</b>	NVD
385	AFG 231/2010	CATTLE, epithelium, Collected 12/10/2010	<b>POS</b>	NVD

NVD - No Virus Detected    POS - FMDV Genome Detected    NEG - No FMDV Genome Detected    FMDVGD - FMDV Genome Detected  
 SOPs - WRL 026 (PCR), WRL 002 (Cell Culture), WRL 006 (ELISA)

<b>Your Reference</b>	<b>WRL Reference</b>	<b>Description of Sample</b>	<b>PCR Result</b>	<b>Serotyping Result by Cell Culture/ELISA</b>
386	AFG 232/2010	CATTLE, epithelium, Collected 13/10/2010	<b>POS</b>	A
387	AFG 233/2010	CATTLE, epithelium, Collected 13/10/2010	<b>POS</b>	NVD
388	AFG 234/2010	CATTLE, epithelium, Collected 13/10/2010	<b>POS</b>	NVD
383	AFG 235/2010	CATTLE, epithelium, Collected 19/10/2010	<b>POS</b>	O
397	AFG 236/2010	CATTLE, epithelium, Collected 20/10/2010	<b>POS</b>	O
398	AFG 237/2010	CATTLE, fluid, Collected 20/10/2010	<b>POS</b>	O
399	AFG 238/2010	CATTLE, epithelium, Collected 20/10/2010	<b>POS</b>	O
400	AFG 239/2010	CATTLE, fluid, Collected 20/10/2010	<b>POS</b>	O
401	AFG 240/2010	CATTLE, epithelium, Collected 20/10/2010	<b>POS</b>	O
402	AFG 241/2010	CATTLE, fluid, Collected 20/10/2010	<b>POS</b>	O
403	AFG 242/2010	CATTLE, epithelium, Collected 20/10/2010	<b>POS</b>	O
404	AFG 243/2010	CATTLE, epithelium, Collected 20/10/2010	<b>POS</b>	O
389	AFG 244/2010	CATTLE, epithelium, Collected 21/10/2010	<b>POS</b>	O
390	AFG 245/2010	CATTLE, epithelium, Collected 05/11/2010	<b>POS</b>	O

NVD - No Virus Detected    POS - FMDV Genome Detected    NEG - No FMDV Genome Detected    FMDVGD - FMDV Genome Detected  
SOPs - WRL 026 (PCR), WRL 002 (Cell Culture), WRL 006 (ELISA)

<b>Your Reference</b>	<b>WRL Reference</b>	<b>Description of Sample</b>	<b>PCR Result</b>	<b>Serotyping Result by Cell Culture/ELISA</b>
391	AFG 246/2010	CATTLE, fluid, Collected 05/11/2010	<b>POS</b>	O
392	AFG 247/2010	CATTLE, epithelium, Collected 05/11/2010	<b>POS</b>	O
393	AFG 248/2010	CATTLE, epithelium, Collected 05/11/2010	<b>POS</b>	O
394	AFG 249/2010	CATTLE, epithelium, Collected 05/11/2010	<b>POS</b>	O
395	AFG 250/2010	CATTLE, epithelium, Collected 05/11/2010	<b>POS</b>	O
396	AFG 251/2010	CATTLE, epithelium, Collected 05/11/2010	<b>POS</b>	O
417	AFG 252/2010	CATTLE, epithelium, Collected 22/11/2010	<b>POS</b>	O
418	AFG 253/2010	CATTLE, epithelium, Collected 22/11/2010	<b>POS</b>	O
419	AFG 254/2010	CATTLE, epithelium, Collected 22/11/2010	<b>POS</b>	NVD
420	AFG 255/2010	CATTLE, epithelium, Collected 22/11/2010	<b>NEG</b>	NVD
405	AFG 256/2010	CATTLE, epithelium, Collected 23/11/2010	<b>POS</b>	O
406	AFG 257/2010	CATTLE, fluid, Collected 23/11/2010	<b>NEG</b>	NVD
421	AFG 258/2010	CATTLE, epithelium, Collected 23/11/2010	<b>POS</b>	NVD
407	AFG 259/2010	CATTLE, epithelium, Collected 25/11/2010	<b>POS</b>	O

<b>Your Reference</b>	<b>WRL Reference</b>	<b>Description of Sample</b>	<b>PCR Result</b>	<b>Serotyping Result by Cell Culture/ELISA</b>
408	AFG 260/2010	CATTLE, epithelium, Collected 25/11/2010	<b>NEG</b>	NVD
409	AFG 261/2010	CATTLE, epithelium, Collected 25/11/2010	<b>POS</b>	O
410	AFG 262/2010	CATTLE, epithelium, Collected 25/11/2010	<b>POS</b>	O
411	AFG 263/2010	CATTLE, epithelium, Collected 25/11/2010	<b>POS</b>	O
412	AFG 264/2010	CATTLE, epithelium, Collected 25/11/2010	<b>POS</b>	O
413	AFG 265/2010	CATTLE, epithelium, Collected 25/11/2010	<b>POS</b>	O
414	AFG 266/2010	CATTLE, epithelium, Collected 25/11/2010	<b>POS</b>	O
415	AFG 267/2010	CATTLE, epithelium, Collected 25/11/2010	<b>POS</b>	O
416	AFG 268/2010	CATTLE, epithelium, Collected 25/11/2010	<b>POS</b>	O
431	AFG 269/2010	CATTLE, epithelium, Collected 25/12/2010	<b>POS</b>	NVD
432	AFG 270/2010	CATTLE, epithelium, Collected 25/12/2010	<b>POS</b>	NVD
433	AFG 271/2010	CATTLE, epithelium, Collected 25/12/2010	<b>POS</b>	NVD
434	AFG 272/2010	CATTLE, epithelium, Collected 25/12/2010	<b>POS</b>	NVD
435	AFG 273/2010	CATTLE, epithelium, Collected 25/12/2010	<b>POS</b>	NVD

<b>Your Reference</b>	<b>WRL Reference</b>	<b>Description of Sample</b>	<b>PCR Result</b>	<b>Serotyping Result by Cell Culture/ELISA</b>
436	AFG 274/2010	CATTLE, epithelium, Collected 25/12/2010	<b>POS</b>	NVD
437	AFG 275/2010	CATTLE, epithelium, Collected 25/12/2010	<b>POS</b>	NVD
438	AFG 276/2010	CATTLE, epithelium, Collected 25/12/2010	<b>POS</b>	NVD
439	AFG 277/2010	CATTLE, epithelium, Collected 25/12/2010	<b>POS</b>	NVD