



WRLFMD

INSTITUTE FOR ANIMAL HEALTH

Director: Professor Martin W. Shirley, PhD

PIRBRIGHT LABORATORY

Ash Road,

Pirbright,

Surrey

GU24 0NF


Intn Tel: 00 44 1483 232441

Tel: 01483 232441 Fax: 01483 232621

FMD Detection And Serotyping Results

Lab Reference WRL batch Number: WRLFMD/2011/00001

Sender Details:




Date Received: 04/01/2011

Country of Origin: LIBYA


Dear Dr Taher Ahmed Maatoug,

Diagnostics work has now been completed in respect of the samples you submitted and the details are as attached.

Results Approved By:




Official Stamp:



Date:

17/1/11



To help us improve the quality of our service, please send any suggestions or requests to the Reference Laboratory by fax (+44 (0)1483 232621) or email (elizabeth.wilson@bbsrc.ac.uk)

FMD Detection And Serotyping Results Report

Lab Reference WRL Batch Number: WRLFMD/2011/00001

Sender:
Details:



INSTITUTE FOR ANIMAL HEALTH
Director: Professor Martin W. Shirley, PhD
PIRBRIGHT LABORATORY
Ash Road, Pirbright,
Surrey GU24 0NF
Intn Tel: 00 44 1483 232441
Tel: 01483 232441 Fax: 01483

Date Received: 04/01/2011 Country Of Origin: LIBYA Date Tests Completed: 13/01/2011

Your Reference	WRL Reference	Description of Sample	PCR Result	Serotyping Result by Cell Culture/ELISA
6	LIB 1/2010	CATTLE, serum, Collected 22/12/2010	NEG	NVD
7	LIB 2/2010	CATTLE, serum, Collected 22/12/2010	NEG	NVD
8	LIB 3/2010	CATTLE, serum, Collected 22/12/2010	NEG	NVD
9	LIB 4/2010	CATTLE, serum, Collected 22/12/2010	NEG	O
10	LIB 5/2010	CATTLE, serum, Collected 22/12/2010	NEG	NVD
11	LIB 6/2010	CATTLE, serum, Collected 22/12/2010	POS	NVD
T17	LIB 7/2010	CATTLE, epithelium, Collected 22/12/2010	POS	NVD
S17	LIB 8/2010	CATTLE, swab, Collected 22/12/2010	POS	NVD
T18	LIB 9/2010	CATTLE, epithelium, Collected 22/12/2010	POS	NVD
S18	LIB 10/2010	CATTLE, swab, Collected 22/12/2010	POS	NVD

NVD - No Virus Detected POS - FMDV Genome Detected NEG - No FMDV Genome Detected FMDVGD - FMDV Genome Detected
SOPs - WRL 026 (PCR), WRL 002 (Cell Culture), WRL 006 (ELISA)

Your Reference	WRL Reference	Description of Sample	PCR Result	Serotyping Result by Cell Culture/ELISA
B18	LIB 11/2010	CATTLE, blood, Collected 22/12/2010	NEG	NVD
T19	LIB 12/2010	CATTLE, epithelium, Collected 22/12/2010	POS	NVD
S19	LIB 13/2010	CATTLE, swab, Collected 22/12/2010	POS	NVD
B19	LIB 14/2010	CATTLE, blood, Collected 22/12/2010	NEG	NVD
T24	LIB 15/2010	CATTLE, epithelium, Collected 22/12/2010	POS	O
S24	LIB 16/2010	CATTLE, swab, Collected 22/12/2010	POS	NVD
B38	LIB 17/2010	CATTLE, blood, Collected 22/12/2010	POS	NVD
S39	LIB 18/2010	CATTLE, swab, Collected 22/12/2010	NEG	NVD
B39	LIB 19/2010	CATTLE, blood, Collected 22/12/2010	NEG	NVD
B30	LIB 20/2010	CATTLE, blood, Collected 23/12/2010	NEG	NVD
30	LIB 21/2010	CATTLE, serum, Collected 23/12/2010	NEG	NVD
B31	LIB 22/2010	CATTLE, blood, Collected 23/12/2010		NVD
31	LIB 23/2010	CATTLE, serum, Collected 23/12/2010		NVD
B32	LIB 24/2010	CATTLE, blood, Collected 23/12/2010	NEG	NVD

NVD - No Virus Detected POS - FMDV Genome Detected NEG - No FMDV Genome Detected FMDVGD - FMDV Genome Detected
SOPs - WRL 026 (PCR), WRL 002 (Cell Culture), WRL 006 (ELISA)

Your Reference	WRL Reference	Description of Sample	PCR Result	Serotyping Result by Cell Culture/ELISA
32	LIB 25/2010	CATTLE, blood, Collected 23/12/2010		NVD
B33	LIB 26/2010	CATTLE, blood, Collected 23/12/2010		NVD
33	LIB 27/2010	CATTLE, serum, Collected 23/12/2010		NVD
B34	LIB 28/2010	CATTLE, blood, Collected 23/12/2010		NVD
34	LIB 29/2010	CATTLE, serum, Collected 23/12/2010		NVD
B35	LIB 30/2010	CATTLE, blood, Collected 23/12/2010	NEG	NVD
35	LIB 31/2010	CATTLE, serum, Collected 23/12/2010		NVD
B36	LIB 32/2010	CATTLE, blood, Collected 23/12/2010	POS	NVD
36	LIB 33/2010	CATTLE, serum, Collected 23/12/2010		NVD
B37	LIB 34/2010	CATTLE, blood, Collected 23/12/2010	NEG	NVD
37	LIB 35/2010	CATTLE, serum, Collected 23/12/2010	POS	NVD
2138	LIB 36/2010	CATTLE, epithelium, Collected 01/01/2010	POS	NVD