


FMD Detection And Serotyping Results

Lab Reference WRL batch Number: WRLFMD/2010/00046

Sender Details:




Date Received: 06/12/2010

Country of Origin: ETHIOPIA


Dear Dr Gelagay Ayelet,

Diagnostics work has now been completed in respect of the samples you submitted and the details are as attached.

Results Approved By:




Official Stamp:



Date:

5/1/11




To help us improve the quality of our service, please send any suggestions or requests to the Reference Laboratory by fax (+44 (0)1483 232621) or email (elizabeth.wilson@bbsrc.ac.uk)

FMD Detection And Serotyping Results Report

Lab Reference WRL Batch Number: WRLFMD/2010/00046

Sender
Details:



INSTITUTE FOR ANIMAL HEALTH

Director: Professor Martin W. Shirley, PhD

PIRBRIGHT LABORATORY

Ash Road, Pirbright,

Surrey GU24 0NF

Intn Tel: 00 44 1483 232441

Tel: 01483 232441 Fax: 01483

Date Received: 06/12/2010 Country Of Origin: ETHIOPIA Date Tests Completed: 16/12/2010

Your Reference	WRL Reference	Description of Sample	PCR Result	Serotyping Result by Cell Culture/ELISA
1	ETH 11/2010	CATTLE, fluid/cell culture, Collected 26/02/2010	POS	NVD
2	ETH 12/2010	CATTLE, fluid/cell culture, Collected 26/02/2010	POS	NVD
7	ETH 13/2010	CATTLE, fluid/cell culture, Collected 26/02/2010	POS	NVD
8	ETH 14/2010	CATTLE, fluid/cell culture, Collected 26/02/2010	POS	NVD
9	ETH 15/2010	CATTLE, fluid/cell culture, Collected 26/02/2010	POS	NVD
3	ETH 16/2010	CATTLE, fluid/cell culture, Collected 03/03/2010	NEG	NVD
6	ETH 17/2010	CATTLE, fluid/cell culture, Collected 03/03/2010	NEG	NVD
4	ETH 18/2010	CATTLE, fluid/cell culture, Collected 24/03/2010	NEG	NVD
5	ETH 19/2010	CATTLE, fluid/cell culture, Collected 24/03/2010	NEG	NVD
10	ETH 20/2010	CATTLE, epithelial suspension, Collected 16/04/2010	POS	NVD

NVD - No Virus Detected POS - FMDV Genome Detected NEG - No FMDV Genome Detected FMDVGD - FMDV Genome Detected
SOPs - WRL 026 (PCR), WRL 002 (Cell Culture), WRL 006 (ELISA)

Your Reference	WRL Reference	Description of Sample	PCR Result	Serotyping Result by Cell Culture/ELISA
11	ETH 21/2010	CATTLE, epithelial suspension, Collected 16/04/2010	POS	NVD
12	ETH 22/2010	CATTLE, epithelium, Collected 16/04/2010	POS	NVD