


## FMD Detection And Serotyping Results

Lab Reference WRL batch Number: WRLFMD/2010/00044

Sender Details:



Date Received: 25/11/2010


Country of Origin: MYANMAR

Dear Wilai Linchongsubongkoch,


Diagnostics work has now been completed in respect of the samples you submitted and the details are as attached.

Please note that sample MYA 4/2010 (your reference MYA 1/10 (RNA)) was not tested by antigen ELISA. Sequencing results for this sample have been submitted in an earlier report.

Results Approved By:



Official Stamp:



Date:

6/1/11

To help us improve the quality of our service, please send any suggestions or requests to the Reference Laboratory by fax (+44 (0)1483 232621) or email ([elizabeth.wilson@bbsrc.ac.uk](mailto:elizabeth.wilson@bbsrc.ac.uk))

## FMD Detection And Serotyping Results Report

Lab Reference WRL Batch Number: WRLFMD/2010/00044

Sender  
Details:



INSTITUTE FOR ANIMAL HEALTH

Director: Professor Martin W. Shirley, PhD

PIRBRIGHT LABORATORY

Ash Road, Pirbright,

Surrey GU24 0NF

Intn Tel: 00 44 1483 232441

Tel: 01483 232441 Fax: 01483

Date Received: 25/11/2010 Country Of Origin: MYANMAR

Date Tests Completed: 21/12/2010

Your Reference	WRL Reference	Description of Sample	PCR Result	Serotyping Result by Cell Culture/ELISA
MYA 1/10 (RNA)	MYA 4/2010	CATTLE, rna, Collected 29/09/2010	Not Tested	
MYA 2/10	MYA 5/2010	CATTLE, fluid, Collected 29/09/2010	<b>POS</b>	NVD

NVD - No Virus Detected    POS - FMDV Genome Detected    NEG - No FMDV Genome Detected    FMDVGD - FMDV Genome Detected

SOPs - WRL 026 (PCR), WRL 002 (Cell Culture), WRL 006 (ELISA)

FMD Detection And Serotyping Results

Page 2 of 2

WRL Batch: WRLFMD/2010/00044

IAH Batch: IAHB/2010/02021