


FMD Detection And Serotyping Results

Lab Reference WRL batch Number: WRLFMD/2010/00043

Sender Details:




Date Received: 25/11/2010

Country of Origin: CAMBODIA


Dear Wilai Linchongsubongkoch,

Diagnostics work has now been completed in respect of the samples you submitted and the details are as attached.

Results Approved By:



Official Stamp:



Date:

5/1/11



To help us improve the quality of our service, please send any suggestions or requests to the Reference Laboratory by fax (+44 (0)1483 232621) or email (elizabeth.wilson@bbsrc.ac.uk)

FMD Detection And Serotyping Results Report

Lab Reference WRL Batch Number: WRLFMD/2010/00043

Sender
Details:



INSTITUTE FOR ANIMAL HEALTH

Director: Professor Martin W. Shirley, PhD

PIRBRIGHT LABORATORY

Ash Road, Pirbright,

Surrey GU24 0NF

Intn Tel: 00 44 1483 232441

Tel: 01483 232441 Fax: 01483

Date Received: 25/11/2010 Country Of Origin: CAMBODIA

Date Tests Completed: 17/12/2010

| Your Reference | WRL Reference | Description of Sample | PCR Result | Serotyping Result by Cell Culture/ELISA |
|-----------------|---------------|--|------------|---|
| CAM 7/10 R1 B1 | CAM 1/2010 | CATTLE, fluid/cell culture/lk bhk, Collected 17/09/2010 | POS | O |
| Cam 8/10 R1 B1 | CAM 2/2010 | CATTLE, fluid/cell culture/lk bhk, Collected 17/09/2010 | POS | O |
| CAM 9/10 R1 B1 | CAM 3/2010 | CATTLE, fluid/cell culture/lk bhk, Collected 17/09/2010 | POS | O |
| CAM 17/10 R1 | CAM 4/2010 | CATTLE, fluid/cell culture/lk, Collected 22/09/2010 | POS | O |
| CAM 18/10 R1 B1 | CAM 5/2010 | CATTLE, fluid/cell culture/lk bhk, Collected 22/09/2010 | POS | O |

NVD - No Virus Detected POS - FMDV Genome Detected NEG - No FMDV Genome Detected FMDVGD - FMDV Genome Detected

SOPs - WRL 026 (PCR), WRL 002 (Cell Culture), WRL 006 (ELISA)

FMD Detection And Serotyping Results

Page 2 of 2

WRL Batch: WRLFMD/2010/00043

IAH Batch: IAHB/2010/02020