




WRLFMD

INSTITUTE FOR ANIMAL HEALTH
Director: Professor Martin W. Shirley, PhD
PIRBRIGHT LABORATORY
Ash Road,
Pirbright,
Surrey
GU24 0NF
Intn Tel: 00 44 1483 232441
Tel: 01483 232441 Fax: 01483 232621

FMD Detection And Serotyping Results

Lab Reference WRL batch Number: WRLFMD/2010/00041

Sender Details:




Date Received: 24/11/2010
Country of Origin: NEPAL


Dear Dr Vijay Chandra Jha,

Diagnostics work has now been completed in respect of the samples you submitted and the details are as attached.

Results Approved By:



Official Stamp:



Date:

5/1/11




To help us improve the quality of our service, please send any suggestions or requests to the Reference Laboratory by fax (+44 (0)1483 232621) or email (elizabeth.wilson@bbsrc.ac.uk)

FMD Detection And Serotyping Results Report

Lab Reference WRL Batch Number: WRLFMD/2010/00041

Sender
Details:



INSTITUTE FOR ANIMAL HEALTH

Director: Professor Martin W. Shirley, PhD

PIRBRIGHT LABORATORY

Ash Road, Pirbright,

Surrey GU24 0NF

Intn Tel: 00 44 1483 232441

Tel: 01483 232441 Fax: 01483

Date Received: 24/11/2010 Country Of Origin: NEPAL

Date Tests Completed: 16/12/2010

| Your Reference | WRL Reference | Description of Sample | PCR Result | Serotyping Result by Cell Culture/ELISA |
|----------------|---------------|--|------------|---|
| 1996/97 (2) | NEP 111/1997 | CATTLE, epithelial suspension, Collected 01/01/1997 | POS | NVD |
| 1996/97 (3) | NEP 112/1997 | CATTLE, epithelial suspension, Collected 01/01/1997 | POS | NVD |
| 2000/01 (1) | NEP 1/2001 | SHEEP, epithelial suspension, Collected 01/01/2001 | NEG | NVD |
| 2000/01 (2) | NEP 2/2001 | CATTLE, epithelial suspension, Collected 01/01/2001 | NEG | NVD |
| 2001/02 (3) | NEP 1/2002 | PIG, epithelial suspension, Collected 01/01/2002 | NEG | NVD |
| 2003/04 (3) | NEP 1/2004 | CATTLE, epithelial suspension, Collected 01/01/2004 | POS | NVD |
| 2003/04 (4) | NEP 2/2004 | CATTLE, epithelial suspension, Collected 01/01/2004 | POS | NVD |
| 2003/04 (5) | NEP 3/2004 | CATTLE, epithelial suspension, Collected 01/01/2004 | POS | NVD |
| 2003/04 (6) | NEP 4/2004 | BUFFALO, epithelial suspension, Collected 01/01/2004 | POS | NVD |
| 2003/04 (7) | NEP 5/2004 | CATTLE, epithelial suspension, Collected 01/01/2004 | POS | NVD |

NVD - No Virus Detected POS - FMDV Genome Detected NEG - No FMDV Genome Detected FMDVGD - FMDV Genome Detected
SOPs - WRL 026 (PCR), WRL 002 (Cell Culture), WRL 006 (ELISA)

| Your Reference | WRL Reference | Description of Sample | PCR Result | Serotyping Result by Cell Culture/ELISA |
|-----------------------|----------------------|--|-------------------|--|
| 2003/04 (8) | NEP 6/2004 | BUFFALO, epithelial suspension, Collected 01/01/2004 | POS | NVD |
| 2003/04 (9) | NEP 7/2004 | CATTLE, epithelial suspension, Collected 01/01/2004 | POS | NVD |
| 2005/06 (4) | NEP 1/2006 | CATTLE, epithelial suspension, Collected 01/01/2006 | POS | NVD |
| 2005/06 (18) | NEP 2/2006 | BUFFALO, epithelial suspension, Collected 01/01/2006 | NEG | NVD |
| 2005/06 (26) | NEP 3/2006 | CATTLE, epithelial suspension, Collected 01/01/2006 | NEG | NVD |
| 2005/06 (70) | NEP 4/2006 | CATTLE, epithelial suspension, Collected 01/01/2006 | NEG | NVD |
| 2005/06 (6) | NEP 5/2006 | PIG, epithelial suspension, Collected 01/01/2006 | NEG | NVD |
| 2005/06 (71) | NEP 6/2006 | CATTLE, epithelial suspension, Collected 01/01/2006 | NEG | NVD |
| 2006/07 (55) | NEP 6/2007 | GOAT, epithelial suspension, Collected 01/01/2007 | NEG | NVD |
| 2006/07 (58) | NEP 7/2007 | GOAT, epithelial suspension, Collected 01/01/2007 | NEG | NVD |
| 2006/07 (56) | NEP 8/2007 | GOAT, epithelial suspension, Collected 01/01/2007 | NEG | NVD |
| 2006/07 (12) | NEP 9/2007 | GOAT, epithelial suspension, Collected 01/01/2007 | POS | NVD |
| 2006/07 (17) | NEP 10/2007 | GOAT, epithelial suspension, Collected 01/01/2007 | NEG | NVD |
| 2006/07 (33) | NEP 11/2007 | CATTLE, epithelial suspension, Collected 01/01/2007 | NEG | NVD |

NVD - No Virus Detected POS - FMDV Genome Detected NEG - No FMDV Genome Detected FMDVGD - FMDV Genome Detected
SOPs - WRL 026 (PCR), WRL 002 (Cell Culture), WRL 006 (ELISA)

| Your Reference | WRL Reference | Description of Sample | PCR Result | Serotyping Result by Cell Culture/ELISA |
|-----------------------|----------------------|--|-------------------|--|
| 2006/07 (65) | NEP 12/2007 | CATTLE, mouse suspension, Collected 01/01/2007 | NEG | NVD |
| 2006/07 (67) | NEP 13/2007 | CATTLE, mouse suspension, Collected 01/01/2007 | NEG | NVD |
| 2006/07 (82) | NEP 14/2007 | CATTLE, mouse suspension, Collected 01/01/2007 | NEG | NVD |
| 2006/07 (72) | NEP 15/2007 | CATTLE, epithelial suspension, Collected 01/01/2007 | NEG | NVD |
| 2006/07 (73) | NEP 16/2007 | CATTLE, epithelial suspension, Collected 01/01/2007 | NEG | NVD |
| 2008/08 (M1) | NEP 8/2008 | CATTLE, epithelial suspension, Collected 01/01/2008 | POS | NVD |
| 2008/08 (M2) | NEP 9/2008 | CATTLE, epithelial suspension, Collected 01/01/2008 | NEG | NVD |
| 2009/10 (1) | NEP 1/2010 | CATTLE, epithelial suspension, Collected 01/01/2010 | POS | NVD |
| 2009/10 (2) | NEP 2/2010 | CATTLE, epithelial suspension, Collected 01/01/2010 | NEG | NVD |
| 2009/10 (3) | NEP 3/2010 | CATTLE, epithelial suspension, Collected 01/01/2010 | POS | O |
| 2009/10 (4) | NEP 4/2010 | CATTLE, epithelial suspension, Collected 01/01/2010 | NEG | NVD |
| 2009/10 (5) | NEP 5/2010 | CATTLE, epithelial suspension, Collected 01/01/2010 | POS | O |
| 2009/10 (6) | NEP 6/2010 | CATTLE, epithelial suspension, Collected 01/01/2010 | POS | O |
| 2009/10 (7) | NEP 7/2010 | CATTLE, epithelial suspension, Collected 01/01/2010 | POS | O |

NVD - No Virus Detected POS - FMDV Genome Detected NEG - No FMDV Genome Detected FMDVGD - FMDV Genome Detected
SOPs - WRL 026 (PCR), WRL 002 (Cell Culture), WRL 006 (ELISA)

| Your Reference | WRL Reference | Description of Sample | PCR Result | Serotyping Result by Cell Culture/ELISA |
|-----------------------|----------------------|--|-------------------|--|
| 2009/10 (8) | NEP 8/2010 | CATTLE, epithelial suspension, Collected 01/01/2010 | POS | NVD |
| 2009/10 (9) | NEP 9/2010 | CATTLE, epithelial suspension, Collected 01/01/2010 | POS | O |
| 2009/10 (10) | NEP 10/2010 | CATTLE, epithelial suspension, Collected 01/01/2010 | POS | NVD |
| 2009/10 (11) | NEP 11/2010 | CATTLE, epithelial suspension, Collected 01/01/2010 | POS | O |
| 2009/10 (12) | NEP 12/2010 | NOT KNOWN, epithelial suspension, Collected 01/01/2010 | POS | O |
| 2009/10 (13) | NEP 13/2010 | CATTLE, epithelial suspension, Collected 01/01/2010 | NEG | NVD |
| 2009/10 (14) | NEP 14/2010 | CATTLE, epithelial suspension, Collected 01/01/2010 | NEG | NVD |
| 2009/10 (15) | NEP 15/2010 | CATTLE, epithelial suspension, Collected 01/01/2010 | POS | O |
| 2009/10 (16) | NEP 16/2010 | CATTLE, epithelial suspension, Collected 01/01/2010 | POS | O |
| 2009/10 (17) | NEP 17/2010 | PIG, epithelial suspension, Collected 01/01/2010 | POS | O |
| 2009/10 (18) | NEP 18/2010 | CATTLE, epithelial suspension, Collected 01/01/2010 | NEG | NVD |
| 2009/10 (19) | NEP 19/2010 | CATTLE, epithelial suspension, Collected 01/01/2010 | POS | NVD |
| 2009/10 (20) | NEP 20/2010 | CATTLE, epithelial suspension, Collected 01/01/2010 | POS | NVD |

NVD - No Virus Detected POS - FMDV Genome Detected NEG - No FMDV Genome Detected FMDVGD - FMDV Genome Detected
SOPs - WRL 026 (PCR), WRL 002 (Cell Culture), WRL 006 (ELISA)