

Director: Professor Martin W. Shirley, PhD

PIRBRIGHT LABORATORY

Ash Road,

Pirbright,

Surrey

GU24 0NF


Intn Tel: 00 44 1483 232441

Tel: 01483 232441 Fax: 01483 232621

FMD Detection And Serotyping Results

Lab Reference WRL batch Number: WRLFMD/2010/00040

Sender Details:




Date Received: 17/11/2010

Country of Origin: IRAN


Dear Sir,

Diagnostics work has now been completed in respect of the samples you submitted and the details are as attached.


Results Approved By:



Official Stamp:



Date: 8/12/10



To help us improve the quality of our service, please send any suggestions or requests to the Reference Laboratory by fax (+44 (0)1483 232621) or email (elizabeth.wilson@bbsrc.ac.uk)

FMD Detection And Serotyping Results Report

INSTITUTE FOR ANIMAL HEALTH
Director: Professor Martin W. Shirley, PhD

Lab Reference WRL Batch Number: WRLFMD/2010/00040

Sender
Details:



PIRBRIGHT LABORATORY
Ash Road, Pirbright,
Surrey GU24 0NF

Intn Tel: 00 44 1483 232441
Tel: 01483 232441 Fax: 01483 232621

Date Received: 17/11/2010 Country Of Origin: IRAN

Date Tests Completed: 08/12/2010

Your Reference	WRL Reference	Description of Sample	PCR Result	Serotyping Result by Cell Culture/ELISA
IR-89-195	IRN 215/2010	CATTLE, epithelium, Collected 10/10/2010	POS	A
IR-89-188	IRN 216/2010	GOAT, epithelium, Collected 11/10/2010	NEG	NVD
IR-89-196	IRN 217/2010	CATTLE, epithelium, Collected 17/10/2010	POS	O
IR-89-189	IRN 218/2010	CATTLE, epithelium, Collected 23/10/2010	NEG	NVD
IR-89-197	IRN 219/2010	SHEEP, epithelium, Collected 23/10/2010	POS	O
IR-89-190	IRN 220/2010	SHEEP, epithelium, Collected 28/10/2010	NEG	NVD
IR-89-194	IRN 221/2010	CATTLE, epithelium, Collected 28/10/2010	POS	O
IR-89-192	IRN 222/2010	CATTLE, epithelium, Collected 31/10/2010	POS	O
IR-89-193	IRN 223/2010	CATTLE, epithelium, Collected 31/10/2010	POS	O
IR-89-191	IRN 224/2010	CATTLE, epithelium, Collected 01/11/2010	POS	O

NVD - No Virus Detected POS - FMDV Genome Detected NEG - No FMDV Genome Detected FMDVGD - FMDV Genome Detected

SOPs - WRL 026 (PCR), WRL 002 (Cell Culture), WRL 006 (ELISA)

Your Reference	WRL Reference	Description of Sample	PCR Result	Serotyping Result by Cell Culture/ELISA
IR-89-198	IRN 225/2010	SHEEP, epithelium, Collected 10/11/2010	POS	O

NVD - No Virus Detected POS - FMDV Genome Detected NEG - No FMDV Genome Detected FMDVGD - FMDV Genome Detected

SOPs - WRL 026 (PCR), WRL 002 (Cell Culture), WRL 006 (ELISA)

FMD Detection And Serotyping Results

Page 3 of 3

WRL Batch: WRLFMD/2010/00040

IAH Batch: IAHB/2010/01991