




INSTITUTE FOR ANIMAL HEALTH
Director: Professor Martin W. Shirley, PhD
PIRBRIGHT LABORATORY
Ash Road,
Pirbright,
Surrey,
GU24 0NF
Intn Tel: 00 44 1483 232441
Tel: 01483 232441 Fax: 01483 232621

FMD Vaccine Matching Strain Differentiation Report


Lab Reference WRL Batch Number: WRLFMD/2010/00039
Sender Details:




Date Received: 9th November 2010
Country of Origin: Zimbabwe
Date Reported: 17th January 2011

Report no:	VNT			LPBE					
Vaccine:		Sat2 Eri	Sat2 Zim		Sat2 Bot 3/77	Sat2 Eri	Sat2 K65/85	Sat2 Zam 3/81	Sat2 Zim 7/83
Field Isolate:	VNT			LPBE					
Sat2 Zim 2/2010	Mean	>0.77	>0.70	Mean	0.32**	0.50	0.42	0.69	0.42

Results Approved By:



Official Stamp:



Date:

17/1/11



To help us improve the quality of our service, please send any suggestions or requests to the Reference Laboratory by fax (+44 (0) 1483 232621) or email: elizabeth.wilson@bbsrc.ac.uk

Interpretation of Results

In the case of Virus Neutralisation Test (VNT):

$r_1 = \geq 0.3$. Suggests that there is a close relationship between field isolate and vaccine strain. A potent vaccine containing the vaccine strain is likely to confer protection.

$r_1 = < 0.3$. Suggests that the field isolate is so different from the vaccine strain that the vaccine is unlikely to protect.

ND = Not done.

In the case of Liquid Phase Blocking Elisa (LPBE):

$r_1 = 0.4-1.0$. Suggests that there is a close relationship between field isolate and vaccine strain. A potent vaccine containing the vaccine strain is likely to confer protection.

$r_1 = 0.2-0.39$, Suggests that the field isolate is antigenically related to the vaccine strain. The vaccine strain might be suitable for use if no closer match can be found provided that a potent vaccine is used and animals are preferably immunised more than once.

$r_1 = < 0.2$. Suggests that the field isolate is so different from the vaccine strain that the vaccine is unlikely to protect.

DNT = Did not trap.

ND = Not done.