




INSTITUTE FOR ANIMAL HEALTH
Director: Professor Martin W. Shirley, PhD
PIRBRIGHT LABORATORY
Ash Road,
Pirbright,
Surrey,
GU24 0NF
Intn Tel: 00 44 1483 232441
Tel: 01483 232441 Fax: 01483 232621

FMD Serotyping Report

Lab Reference WRL Batch Number: WRLFMD/2010/00022

Sender Details:



Date Received: 16th March 2010


Country of Origin: Nigeria

Date Reported: 7th July 2010


Dear Dr. David Shamaki,

Please note that we have amended the result of NIG 3/2009. If you have any queries please do not hesitate to contact me.

Results Approved By:




Official Stamp:



Date:

7/7/10



To help us improve the quality of our service, please send any suggestions or requests to the Reference Laboratory by fax (+44 (0) 1483 232621 or email: elizabeth.wilson@bbsrc.ac.uk)

FMD Detection And Serotyping Results Report

Lab Reference WRL Batch Number: WRLFMD/2010/00022

Sender
Details:



INSTITUTE FOR ANIMAL HEALTH
Director: Professor Martin W. Shirley, PhD
PIRBRIGHT LABORATORY
Ash Road, Pirbright,
Surrey GU24 0NF
Intn Tel: 00 44 1483 232441
Tel: 01483 232441 Fax: 01483

| Date Received: 16/03/2010 | | Country Of Origin: NIGERIA | | Date Tests Completed: 09/06/2010 | |
|---------------------------|---------------|---|------------|---|--|
| Your Reference | WRL Reference | Description of Sample | PCR Result | Serotyping Result by Cell Culture/ELISA | |
| 09/04 OG/AB/FMD/OS1 | NIG 11/2008 | CATTLE, swab/oral, Collected 21/11/2008 | NEG | NVD | |
| 09/04 OG/AB/FMD/OS2 | NIG 12/2008 | CATTLE, swab/oral, Collected 21/11/2008 | POS | NVD | |
| 09/04 OG/AB/FMD/OS3 | NIG 13/2008 | CATTLE, swab/oral, Collected 21/11/2008 | NEG | NVD | |
| 09/04 OG/AB/FMD/OS4 | NIG 14/2008 | CATTLE, swab/oral, Collected 21/11/2008 | POS | NVD | |
| 09/04 OG/AB/FMD/OS5 | NIG 15/2008 | CATTLE, swab/oral, Collected 21/11/2008 | NEG | NVD | |
| 09/04 OG/AB/FMD/OS6 | NIG 16/2008 | CATTLE, swab/oral, Collected 21/11/2008 | POS | NVD | |
| 09/04 OG/AB/FMD/OS7 | NIG 17/2008 | CATTLE, swab/oral, Collected 21/11/2008 | POS | NVD | |
| 09/04 OG/AB/FMD/OS8 | NIG 18/2008 | CATTLE, swab/oral, Collected 21/11/2008 | NEG | NVD | |
| 09/04 OG/AB/FMD/OS9 | NIG 19/2008 | CATTLE, swab/oral, Collected 21/11/2008 | NEG | NVD | |
| 09/12 DL/JS/LID/FMD/S1 | NIG 20/2008 | CATTLE, serum, Collected 01/01/2008 | NEG | NVD | |

NVD - No Virus Detected POS - FMDV Genome Detected NEG - No FMDV Genome Detected FMDVGD - FMDV Genome Detected
SOPs - WRL 026 (PCR), WRL 002 (Cell Culture), WRL 006 (ELISA)

FMD Detection And Serotyping Results

Page 1 of 5

WRL Batch: WRLFMD/2010/00022 IAH Batch: IAHB/2010/00486

| Your Reference | WRL Reference | Description of Sample | PCR Result | Serotyping Result by Cell Culture/ELISA |
|----------------------------|---------------|--|------------|---|
| 09/09 DL/JS/RTY/FMD/OL1 | NIG 15/2009 | CATTLE, epithelium/mouth/oral, Collected 25/08/2009 | POS | O |
| 09/05 BA/TB/FMD/OL1 | NIG 16/2009 | CATTLE, epithelium/mouth/oral, Collected 03/09/2009 | NEG | NVD |
| 09/05 BA/TB/FMD/OL2 | NIG 17/2009 | CATTLE, epithelium/mouth/oral, Collected 03/09/2009 | NEG | NVD |
| 09/05 BA/TB/FMD/OL3 | NIG 18/2009 | CATTLE, epithelium/mouth/oral, Collected 03/09/2009 | NEG | NVD |
| 09/05 BA/TB/FMD/OL4 | NIG 19/2009 | CATTLE, epithelium/mouth/oral, Collected 03/09/2009 | NEG | NVD |
| 09/05 BA/TB/FMD/OL5 | NIG 20/2009 | CATTLE, epithelium/mouth/oral, Collected 03/09/2009 | NEG | NVD |
| 09/05 BA/TB/FMD/OL6 | NIG 21/2009 | CATTLE, epithelium/mouth/oral, Collected 03/09/2009 | NEG | NVD |
| 09/05 BA/TB/FMD/OL7 | NIG 22/2009 | CATTLE, epithelium/mouth/oral, Collected 03/09/2009 | NEG | NVD |
| 09/05 BA/TB/FMD/OL8 | NIG 23/2009 | CATTLE, epithelium/mouth/oral, Collected 03/09/2009 | NEG | NVD |
| 09/05 BA/TB/FMD/FL1 | NIG 24/2009 | CATTLE, epithelium/foot, Collected 03/09/2009 | POS | NVD |
| 09/06 OY/IB/FMD/OL1 | NIG 25/2009 | CATTLE, epithelium/mouth/oral, Collected 13/10/2009 | NEG | NVD |
| 09/06 OY/IB/FMD/OL2 | NIG 26/2009 | CATTLE, epithelium/mouth/oral, Collected 13/10/2009 | NEG | NVD |
| 09/06 OY/IB/FMD/OL3 | NIG 27/2009 | CATTLE, epithelium/mouth/oral, Collected 13/10/2009 | NEG | NVD |
| 09/06 OY/IB/FMD/PM1 | NIG 28/2009 | CATTLE, epithelium/lesion, Collected 13/10/2009 | POS | NVD |

NVD - No Virus Detected POS - FMDV Genome Detected NEG - No FMDV Genome Detected FMDVGD - FMDV Genome Detected
SOPs - WRL 026 (PCR), WRL 002 (Cell Culture), WRL 006 (ELISA)

| Your Reference | WRL Reference | Description of Sample | PCR Result | Serotyping Result by Cell Culture/ELISA |
|---------------------|---------------|--|------------|---|
| 09/10 DL/WAS/FMD/S1 | NIG 29/2009 | CATTLE, serum, Collected 03/11/2009 | NEG | NVD |
| 09/07 EKT/F1 | NIG 30/2009 | CATTLE, swab/oral, Collected 01/01/2009 | NEG | NVD |
| 09/07 EKT/F2 | NIG 31/2009 | CATTLE, swab/oral, Collected 01/01/2009 | NEG | NVD |
| 09/07 EKT/M1 | NIG 32/2009 | CATTLE, swab/oral, Collected 01/01/2009 | NEG | NVD |
| 09/08 AD/FMD/EPTH1 | NIG 33/2009 | CATTLE, epithelium, Collected 01/01/2009 | POS | NVD |
| 09/08 AD/FMD/EPTH2 | NIG 34/2009 | CATTLE, epithelium, Collected 01/01/2009 | POS | NVD |
| 09/08 AD/FMD/EPTH3 | NIG 35/2009 | CATTLE, epithelium, Collected 01/01/2009 | POS | NVD |
| 09/08 AD/FMD/EPTH4 | NIG 36/2009 | CATTLE, epithelium, Collected 01/01/2009 | POS | A |
| 09/08 AD/FMD/EPTH5 | NIG 37/2009 | CATTLE, epithelium, Collected 01/01/2009 | NEG | NVD |
| 09/08 AD/FMD/EPTH6 | NIG 38/2009 | CATTLE, epithelium, Collected 01/01/2009 | POS | A |
| 09/08 AD/FMD/EPTH7 | NIG 39/2009 | CATTLE, epithelium, Collected 01/01/2009 | POS | A |
| 09/08 AD/FMD/EPTH8 | NIG 40/2009 | CATTLE, epithelium, Collected 01/01/2009 | POS | NVD |