




**INSTITUTE FOR ANIMAL HEALTH**  
Director: Professor Martin W. Shirley, PhD  
PIRBRIGHT LABORATORY  
Ash Road,  
Pirbright,  
Surrey,  
GU24 0NF  
Intn Tel: 00 44 1483 232441  
Tel: 01483 232441 Fax: 01483 232621

## Interim FMD Vaccine Matching Strain Differentiation Report

Lab Reference WRL Batch Number: WRLFMD/2010/00009


Sender Details:




Date Received: 5<sup>th</sup> February 2010  
Country of Origin: Hong Kong  
Date Reported: 23<sup>rd</sup> April 2010

Report no:	VNT			
Vaccine:			O Ind R2/75	O Manisa
Field Isolate:		O Bfs	>1.0	0.51
O Hkn 1/10	Mean	0.68		

Results Approved By:



Official Stamp:



Date: 23/4/2010



To help us improve the quality of our service, please send any suggestions or requests to the Reference Laboratory by fax (+44 (0) 1483 232621 or email: [elizabeth.wilson@bbsrc.ac.uk](mailto:elizabeth.wilson@bbsrc.ac.uk))

## Interpretation of Results

### In the case of Virus Neutralisation Test (VNT):

$r_1 = \geq 0.3$ . Suggests that there is a close relationship between field isolate and vaccine strain. A potent vaccine containing the vaccine strain is likely to confer protection.

$r_1 = < 0.3$ . Suggests that the field isolate is so different from the vaccine strain that the vaccine is unlikely to protect.

ND = Not done.

### In the case of Liquid Phase Blocking Elisa (LPBE):

$r_1 = 0.4-1.0$ . Suggests that there is a close relationship between field isolate and vaccine strain. A potent vaccine containing the vaccine strain is likely to confer protection.

$r_1 = 0.2-0.39$ , Suggests that the field isolate is antigenically related to the vaccine strain. The vaccine strain might be suitable for use if no closer match can be found provided that a potent vaccine is used and animals are preferably immunised more than once.

$r_1 = < 0.2$ . Suggests that the field isolate is so different from the vaccine strain that the vaccine is unlikely to protect.

DNT = Did not trap.

ND = Not done.