




INSTITUTE FOR ANIMAL HEALTH
Director: Professor Martin W. Shirley, PhD
PIRBRIGHT LABORATORY
Ash Road,
Pirbright,
Surrey,
GU24 0NF
Intn Tel: 00 44 1483 232441
Tel: 01483 232441 Fax: 01483 232621

FMD Vaccine Matching Strain Differentiation Report

Lab Reference WRL Batch Number: WRLFMD/2009/00049

Sender Details:




Date Received: 28th September 2009

Country of Origin: Pakistan


Date Reported: 15th January 2010

Report no:	VNT				LPBE	
Vaccine:		Asia1 Sham	Asia1 Ind	WBN 117/85	LPBE	Asia1 Shamir
Field Isolate:	VNT					
Asia1 Pak 29/2009	Mean	0.14	0.13	0.43	Mean	0.22

Results Ap



Official Stamp:



Date:

15 / 1 / 10



To help us improve the quality of our service, please send any suggestions or requests to the Reference Laboratory by fax (+44 (0) 1483 232621 or email: elizabeth.wilson@bbsrc.ac.uk)

Interpretation of Results

In the case of Virus Neutralisation Test (VNT):

$r_1 = \geq 0.3$. Suggests that there is a close relationship between field isolate and vaccine strain. A potent vaccine containing the vaccine strain is likely to confer protection.

$r_1 = < 0.3$. Suggests that the field isolate is so different from the vaccine strain that the vaccine is unlikely to protect.

ND = Not done.

In the case of Liquid Phase Blocking Elisa (LPBE):

$r_1 = 0.4-1.0$. Suggests that there is a close relationship between field isolate and vaccine strain. A potent vaccine containing the vaccine strain is likely to confer protection.

$r_1 = 0.2-0.39$, Suggests that the field isolate is antigenically related to the vaccine strain. The vaccine strain might be suitable for use if no closer match can be found provided that a potent vaccine is used and animals are preferably immunised more than once.

$r_1 = < 0.2$. Suggests that the field isolate is so different from the vaccine strain that the vaccine is unlikely to protect.

DNT = Did not trap.

ND = Not done.