




**INSTITUTE FOR ANIMAL HEALTH**  
Director: Professor Martin W. Shirley, PhD  
PIRBRIGHT LABORATORY  
Ash Road,  
Pirbright,  
Surrey,  
GU24 0NF  
Intn Tel: 00 44 1483 232441  
Tel: 01483 232441 Fax: 01483 232621

## FMD Vaccine Matching Strain Differentiation Report

Lab Reference WRL Batch Number: WRLFMD/2009/00035

Sender Details:




Date Received: 22<sup>nd</sup> June  
Country of Origin: Taiwan  
Date Reported: 24<sup>th</sup> May 2010


<b>Report no:</b>	<b>VNT</b>		
Vaccine:	VNT	○ Taw98VV*	○ Taw98VV*
Field Isolate:			
○ Taw 1/2009	Mean	0.52	

\*different virus stocks

Results Approved By:



Official Stamp:



Date:

24/5/10

To help us improve the quality of our service, please send any suggestions or requests to the Reference Laboratory by fax (+44 (0) 1483 232621 or email: [elizabeth.wilson@bbsrc.ac.uk](mailto:elizabeth.wilson@bbsrc.ac.uk))

## **Interpretation of Results**

### In the case of Virus Neutralisation Test (VNT):

$r_1 = \geq 0.3$ . Suggests that there is a close relationship between field isolate and vaccine strain. A potent vaccine containing the vaccine strain is likely to confer protection.

$r_1 = < 0.3$ . Suggests that the field isolate is so different from the vaccine strain that the vaccine is unlikely to protect.

ND = Not done.

### In the case of Liquid Phase Blocking Elisa (LPBE):

$r_1 = 0.4-1.0$ . Suggests that there is a close relationship between field isolate and vaccine strain. A potent vaccine containing the vaccine strain is likely to confer protection.

$r_1 = 0.2-0.39$ , Suggests that the field isolate is antigenically related to the vaccine strain. The vaccine strain might be suitable for use if no closer match can be found provided that a potent vaccine is used and animals are preferably immunised more than once.

$r_1 = < 0.2$ . Suggests that the field isolate is so different from the vaccine strain that the vaccine is unlikely to protect.

DNT = Did not trap.

ND = Not done.