


FMD Detection And Serotyping Results Report

Lab Reference WRL Batch Number: WRLFMD/2009/00033

Sender
Details:



INSTITUTE FOR ANIMAL HEALTH
Director: Professor Martin W. Shirley, PhD
PIRBRIGHT LABORATORY
Ash Road, Pirbright,
Surrey GU24 0NF
Intn Tel: 00 44 1483 232441
Tel: 01483 232441 Fax: 01483

Date Received: 15/06/2009 Country Of Origin: NEPAL

Date Tests Completed: 29/06/2009

Your Reference	WRL Reference	Description of Sample	PCR Result	Serotyping Result by Cell Culture/ELISA
7 LAB CODE 102	NEP 1/2007	CATTLE, epithelial suspension, Collected 25/03/2007	POS	NVD
4 LAB CODE 90	NEP 2/2007	CATTLE, epithelial suspension, Collected 22/04/2007	POS	O
6 LAB CODE 106	NEP 3/2007	CATTLE, epithelial suspension, Collected 19/06/2007	NEG	NVD
1 LAB CODE 111	NEP 4/2007	CATTLE, epithelial suspension, Collected 10/07/2007	NEG	NVD
3 LAB CODE 114	NEP 5/2007	CATTLE, epithelial suspension, Collected 10/07/2007	POS	NVD
8 LAB CODE 16	NEP 1/2008	CATTLE, epithelial suspension, Collected 04/01/2008	NEG	NVD
9 LAB CODE 22	NEP 2/2008	CATTLE, epithelial suspension, Collected 08/01/2008	POS	NVD
11 LAB CODE 24	NEP 3/2008	CATTLE, epithelial suspension, Collected 08/01/2008	POS	NVD
10 LAB CODE 36	NEP 4/2008	CATTLE, epithelial suspension, Collected 21/04/2008	POS	O
12 LAB CODE 7	NEP 5/2008	CATTLE, epithelial suspension, Collected 17/07/2008	POS	O

NVD - No Virus Detected POS - FMDV Genome Detected NEG - No FMDV Genome Detected FMDVGD - FMDV Genome Detected
SOPs - WRL 026 (PCR), WRL 002 (Cell Culture), WRL 006 (ELISA)
FMD Detection And Serotyping Results Page 1 of 3 WRL Batch: WRLFMD/2009/00033 IAH Batch: IAHB/2009/00904

Your Reference	WRL Reference	Description of Sample	PCR Result	Serotyping Result by Cell Culture/ELISA
13 LAB CODE 22	NEP 6/2008	CATTLE, epithelial suspension, Collected 19/07/2008	POS	NVD
14 LAB CODE 31	NEP 7/2008	CATTLE, epithelial suspension, Collected 09/12/2008	POS	O
18 LAB CODE 35	NEP 1/2009	BUFFALO, epithelial suspension, Collected 02/01/2009	POS	NVD
16 LAB CODE 38	NEP 2/2009	CATTLE, epithelial suspension, Collected 05/01/2009	POS	O
17 LAB CODE 39	NEP 3/2009	CATTLE, epithelial suspension, Collected 05/01/2009	POS	O
21 LAB CODE 54	NEP 4/2009	BUFFALO, epithelial suspension, Collected 31/01/2009	POS	NVD
18 LAB CODE 41	NEP 5/2009	CATTLE, epithelial suspension, Collected 11/02/2009	NEG	NVD
19 LAB CODE 45	NEP 6/2009	CATTLE, epithelial suspension, Collected 11/02/2009	POS	O
20 LAB CODE 46	NEP 7/2009	CATTLE, epithelial suspension, Collected 11/02/2009	POS	NVD
2 LAB CODE 72	NEP 8/2009	CATTLE, epithelial suspension, Collected 26/02/2009	NEG	NVD
5 LAB CODE gorkha 72	NEP 9/2009	CATTLE, epithelial suspension, Collected 26/02/2009	POS	NVD
22 LAB CODE 55	NEP 10/2009	CATTLE, epithelial suspension, Collected 28/02/2009	POS	O
23 LAB CODE 59	NEP 11/2009	CATTLE, epithelial suspension, Collected 03/03/2009	POS	O
24 LAB CODE 61	NEP 12/2009	CATTLE, epithelial suspension, Collected 03/03/2009	POS	NVD

NVD - No Virus Detected POS - FMDV Genome Detected NEG - No FMDV Genome Detected FMDVGD - FMDV Genome Detected
SOPs - WRL 026 (PCR), WRL 002 (Cell Culture), WRL 006 (ELISA)


FMD Detection And Serotyping Results

Page 2 of 3


WRL Batch: WRLFMD/2009/00033 IAH Batch: IAHB/2009/00904

Your Reference	WRL Reference	Description of Sample	PCR Result	Serotyping Result by Cell Culture/ELISA
25 LAB CODE 63	NEP 13/2009	BUFFALO, epithelial suspension, Collected 14/03/2009	POS	O
26 LAB CODE 65	NEP 14/2009	BUFFALO, epithelial suspension, Collected 14/03/2009	POS	O
27 lab code 69	NEP 15/2009	CATTLE, epithelial suspension, Collected 14/03/2009	POS	O

Results:
Signed:



Official stamp:



To help us improve the quality of
our service, please send any
suggestions or requests to the
Reference Laboratory by fax (+44
1483 232621 or email
lizabeth.byrom@bbsrc.ac.uk)

Date: 02/07/09

