



PIRBRIGHT LABORATORY
Ash Road, Pirbright, Surrey GU24 0NF
Tel: +44 (0)1483 232441 Fax: +44 (0)1483 232448
Email: iah@iah.ac.uk
Website: www.iah.ac.uk

FMD Detection And Serotyping Results

Lab Reference WRL batch Number: WRLFMD/2012/00024

Sender Details:




Date Received: 29/06/2012

Country of Origin: KENYA


Dear Dr E C Chepwony,

Diagnostics work has now been completed in respect of the samples you submitted and the details are as attached.

Results Approved By:




Official Stamp



Date:

12/7/12



To help us improve the quality of our service, please send any suggestions or requests to the Reference Laboratory by fax (+44 (0)1483 232621) or email (gareth.shimmon@iah.ac.uk). IAH actively seeks and appreciates feedback, if you would like to offer feedback please complete the WRLFMD survey: <http://www.surveymonkey.com/s/WRLFMD>

FMD Detection And Serotyping Results Report

INSTITUTE FOR ANIMAL HEALTH

Director: Professor John Fazakerley BSc, MBA, PhD, FRCPath

Lab Reference WRL Batch Number: WRLFMD/2012/00024

PIRBRIGHT LABORATORY


Ash Road, Pirbright,
Surrey GU24 0NF

Tel: +44 (0)1483 232441

Fax: +44 (0)1483 232448

Email: iah@iah.ac.uk

Website: www.iah.ac.uk

Sender
Details:

Date Received: 29/06/2012 Country Of Origin: KENYA

Date Tests Completed 11/07/2012

Your Reference	WRL Reference	Description of Sample	PCR Result	Serotyping Result by Cell Culture/ELISA
K22/11	KEN 2/2011	CATTLE, epithelial scrapings, Collected 17/01/2011	FMDV GD	SAT 1
K23/11	KEN 3/2011	CATTLE, epithelial scrapings, Collected 30/01/2011	NGD	NVD
K24/11	KEN 4/2011	CATTLE, epithelial scrapings, Collected 02/02/2011	FMDV GD	O
K32/11	KEN 5/2011	CATTLE, epithelial scrapings, Collected 15/02/2011	FMDV GD	O
K33/11	KEN 6/2011	CATTLE, epithelial scrapings, Collected 19/02/2011	FMDV GD	O
K34/11	KEN 7/2011	CATTLE, epithelial scrapings, Collected 19/02/2011	NGD	NVD
K37/11	KEN 8/2011	CATTLE, swab, Collected 01/03/2011	NGD	NVD
K38/11	KEN 9/2011	CATTLE, epithelial scrapings, Collected 01/03/2011	NGD	NVD
K42/11	KEN 10/2011	CATTLE, epithelial scrapings, Collected 13/03/2011	NGD	NVD
K47/11	KEN 11/2011	CATTLE, epithelial scrapings, Collected 01/04/2011	FMDV GD	O

NVD - No Virus Detected FMDV GD - FMDV Genome Detected NGD - No Genome Detected

SOPs - WRL 026 (PCR), WRL 002 (Cell Culture), WRL 006 (ELISA)

A UKAS accredited testing laboratory No. 4025.

Your Reference	WRL Reference	Description of Sample	PCR Result	Serotyping Result by Cell Culture/ELISA
K57/11	KEN 12/2011	CATTLE, epithelial scrapings, Collected 06/07/2011	FMDV GD	SAT 2
K28/11	KEN 13/2011	CATTLE, epithelial scrapings, Collected 05/09/2011	FMDV GD	NVD
K90/2011	KEN 14/2011	CATTLE, epithelial scrapings, Collected 05/09/2011	FMDV GD	SAT 2
K91/11	KEN 15/2011	CATTLE, epithelial scrapings, Collected 18/09/2011	FMDV GD	O
K98/011	KEN 16/2011	CATTLE, epithelial scrapings, Collected 22/09/2011	FMDV GD	O
K96/11	KEN 17/2011	CATTLE, epithelial scrapings, Collected 23/09/2011	FMDV GD	SAT 2
K101/11	KEN 18/2011	CATTLE, epithelial scrapings, Collected 23/09/2011	FMDV GD	SAT 2
K108/11	KEN 19/2011	CATTLE, epithelial scrapings, Collected 23/09/2011	FMDV GD	SAT 2
K112/11	KEN 20/2011	CATTLE, epithelial scrapings, Collected 27/10/2011	FMDV GD	SAT 2
K114	KEN 21/2011	CATTLE, epithelial scrapings, Collected 27/10/2011	FMDV GD	SAT 2
MMB-14	KEN 1/2012	BUFFALO, probang, Collected 01/03/2012	FMDV GD	SAT 2, O
MMB-15	KEN 2/2012	BUFFALO, probang, Collected 01/03/2012	FMDV GD	SAT 2, O
MNP-15	KEN 3/2012	BUFFALO, probang, Collected 01/03/2012	FMDV GD	SAT 2, O

NVD - No Virus Detected FMDV GD - FMDV Genome Detected NGD - No Genome Detected
SOPs - WRL 026 (PCR), WRL 002 (Cell Culture), WRL 006 (ELISA)

A UKAS accredited testing laboratory No. 4025.