




PIRBRIGHT LABORATORY
Ash Road, Pirbright, Surrey GU24 0NF
Tel: +44 (0)1483 232441 Fax: +44 (0)1483 232448
Email: iah@iah.ac.uk
Website: www.iah.ac.uk

FMD Detection And Serotyping Results

Lab Reference WRL batch Number: WRLFMD/2012/00021

Sender Details:



Date Received: 22/05/2012



Country of Origin: LIBYA

Dear Milad A Farhat,

Diagnostics work has now been completed in respect of the samples you submitted and the details are as attached.

Results Approved By:

Official Stamp



Date:

14/6/12



To help us improve the quality of our service, please send any suggestions or requests to the Reference Laboratory by fax (+44 (0)1483 232621) or email (gareth.shimmon@iah.ac.uk). IAH actively seeks and appreciates feedback, if you would like to offer feedback please complete the WRLFMD survey: <http://www.surveymonkey.com/s/WRLFMD>

FMD Detection And Serotyping Results Report


INSTITUTE FOR ANIMAL HEALTH

Director: Professor John Fazakerley BSc, MBA, PhD, FRCPath

Lab Reference WRL Batch Number: WRLFMD/2012/00021

PIRBRIGHT LABORATORY

Sender
Details:



Ash Road, Pirbright,
Surrey GU24 0NF

Tel: +44 (0)1483 232441

Fax: +44 (0)1483 232448

Email: iah@iah.ac.uk

Website: www.iah.ac.uk

Date Received: 22/05/2012 Country Of Origin: LIBYA

Date Tests Completed 07/06/2012

Your Reference	WRL Reference	Description of Sample	PCR Result	Serotyping Result by Cell Culture/ELISA
AL HAWARI 1 A	LIB 53/2012	SHEEP/GOAT, serum, Collected 19/04/2012	POS	Not Applicable
AL HAWARI 1 B	LIB 54/2012	SHEEP/GOAT, serum, Collected 19/04/2012	POS	O
AL HAWARI 1 C	LIB 55/2012	SHEEP/GOAT, serum, Collected 19/04/2012	POS	Not Applicable
AL HAWARI 1 D	LIB 56/2012	SHEEP/GOAT, serum, Collected 19/04/2012	NEG	Not Applicable
AL HAWARI 1 E	LIB 57/2012	SHEEP/GOAT, serum, Collected 19/04/2012	NEG	Not Applicable
AL HAWARI 1 F	LIB 58/2012	SHEEP/GOAT, serum, Collected 19/04/2012	POS	Not Applicable
AL HAWARI 1 G	LIB 59/2012	SHEEP/GOAT, serum, Collected 19/04/2012	POS	Not Applicable
AL HAWARI 1 H	LIB 60/2012	SHEEP/GOAT, serum, Collected 19/04/2012	POS	Not Applicable
AL HAWARI 1 L	LIB 61/2012	SHEEP/GOAT, serum, Collected 19/04/2012	POS	Not Applicable
AL HAWARI 2 1	LIB 62/2012	CATTLE, serum, Collected 19/04/2012	NEG	Not Applicable

NVD - No Virus Detected POS - FMDV Genome Detected NEG - No FMDV Genome Detected FMDVGD - FMDV Genome Detected

SOPs - WRL 026 (PCR), WRL 002 (Cell Culture), WRL 006 (ELISA)

A UKAS accredited testing laboratory No. 4025.

Your Reference	WRL Reference	Description of Sample	PCR Result	Serotyping Result by Cell Culture/ELISA
AL HAWARI 2 2	LIB 63/2012	CATTLE, serum, Collected 19/04/2012	NEG	Not Applicable
AL HAWARI 2 3	LIB 64/2012	CATTLE, serum, Collected 19/04/2012	NEG	Not Applicable
AL HAWARI 2 4	LIB 65/2012	CATTLE, serum, Collected 19/04/2012	NEG	Not Applicable
AL HAWARI 2 5	LIB 66/2012	CATTLE, serum, Collected 19/04/2012	NEG	Not Applicable
AL HAWARI 2 6	LIB 67/2012	CATTLE, serum, Collected 19/04/2012	NEG	Not Applicable
AL HAWARI 2 9	LIB 68/2012	CATTLE, serum, Collected 19/04/2012	NEG	Not Applicable
ABOATNE 7	LIB 69/2012	CATTLE, serum, Collected 19/04/2012	NEG	Not Applicable
ABOATNE 8	LIB 70/2012	CATTLE, serum, Collected 19/04/2012	POS	Not Applicable
Tripoli 22 April 2012 R1(Blood)	LIB 71/2012	CATTLE, blood, Collected 22/04/2012	NEG	Not Applicable
Tripoli 22 April 2012 R1(Tissue)	LIB 72/2012	CATTLE, tissue, Collected 22/04/2012	POS	NVD
Tripoli 23 April 2012 Z1 (swab)	LIB 73/2012	CATTLE, swab, Collected 23/04/2012	POS	NVD
Tripoli 23 APRIL 2012 Z1 (Tissue)	LIB 74/2012	CATTLE, tissue, Collected 23/04/2012	POS	O
Tripoli 23 APRIL 2012 K1	LIB 75/2012	CATTLE, swab, Collected 23/04/2012	NEG	Not Applicable

NVD - No Virus Detected POS - FMDV Genome Detected NEG - No FMDV Genome Detected FMDVGD - FMDV Genome Detected
SOPs - WRL 026 (PCR), WRL 002 (Cell Culture), WRL 006 (ELISA)

A UKAS accredited testing laboratory No. 4025.

Your Reference	WRL Reference	Description of Sample	PCR Result	Serotyping Result by Cell Culture/ELISA
Tripoli 2 May 2012 S1 (serum)	LIB 76/2012	SHEEP, serum, Collected 02/05/2012	NEG	Not Applicable
Tripoli 2 May 2012 S2 (serum)	LIB 77/2012	SHEEP, serum, Collected 02/05/2012	NEG	Not Applicable
Tripoli 2 May 2012 S3 (serum)	LIB 78/2012	SHEEP, serum, Collected 02/05/2012	NEG	Not Applicable
Tripoli 2 May 2012 S4 (serum)	LIB 79/2012	SHEEP, serum, Collected 02/05/2012	NEG	Not Applicable
Tripoli 2 May 2012 S1 (Blood)	LIB 80/2012	SHEEP, blood, Collected 02/05/2012	NEG	Not Applicable
Tripoli 2 May 2012 S2 (blood)	LIB 81/2012	SHEEP, blood, Collected 02/05/2012	NEG	Not Applicable
Tripoli 2 may 2012 S3 (blood)	LIB 82/2012	SHEEP, blood, Collected 02/05/2012	NEG	Not Applicable
Tripoli 2 May 2012 S4 (blood)	LIB 83/2012	SHEEP, blood, Collected 02/05/2012	NEG	Not Applicable
Tripoli 2 May 2012 B1 (blood)	LIB 84/2012	CATTLE, blood, Collected 02/05/2012	NEG	Not Applicable
Tripoli 2 may 2012 B1 (swab)	LIB 85/2012	CATTLE, swab, Collected 02/05/2012	NEG	Not Applicable
Tripoli 2 May 2012 B1 (tissue)	LIB 86/2012	CATTLE, tissue, Collected 02/05/2012	NEG	NVD
Tripoli 2 May 2012 B2 (blood)	LIB 87/2012	CATTLE, blood, Collected 02/05/2012	NEG	Not Applicable
Tripoli 2 may 2012 B2 (swab)	LIB 88/2012	CATTLE, swab, Collected 02/05/2012	NEG	Not Applicable

NVD - No Virus Detected POS - FMDV Genome Detected NEG - No FMDV Genome Detected FMDVGD - FMDV Genome Detected
SOPs - WRL 026 (PCR), WRL 002 (Cell Culture), WRL 006 (ELISA)

A UKAS accredited testing laboratory No. 4025.

Your Reference	WRL Reference	Description of Sample	PCR Result	Serotyping Result by Cell Culture/ELISA
Tripoli 2 May 2012 C1 (blood)	LIB 89/2012	CATTLE, blood, Collected 02/05/2012	NEG	Not Applicable
Tripoli 2 may 2012 M1 (blood)	LIB 90/2012	CATTLE, blood, Collected 02/05/2012	NEG	Not Applicable
Benghazi 3 May 2012 A (serum)	LIB 91/2012	CATTLE, serum, Collected 03/05/2012	NEG	Not Applicable
Benghazi 3 May 2012 B (serum)	LIB 92/2012	CATTLE, serum, Collected 03/05/2012	NEG	Not Applicable
Benghazi 3 May 2012 C (serum)	LIB 93/2012	CATTLE, serum, Collected 03/05/2012	NEG	Not Applicable
Benghazi 3 May 2012 D (serum)	LIB 94/2012	CATTLE, serum, Collected 03/05/2012	NEG	Not Applicable
Benghazi 3 May 2012 E (serum)	LIB 95/2012	CATTLE, serum, Collected 03/05/2012	NEG	Not Applicable
Benghazi 3 May 2012 F (serum)	LIB 96/2012	CATTLE, serum, Collected 03/05/2012	NEG	Not Applicable
Benghazi 3 May 2012 B (swab)	LIB 97/2012	CATTLE, swab, Collected 03/05/2012	POS	NVD
Benghazi 3 May 2012 C (swab)	LIB 98/2012	CATTLE, swab, Collected 03/05/2012	POS	Not Applicable
Benghazi 3 May 2012 D (swab)	LIB 99/2012	CATTLE, swab, Collected 03/05/2012	POS	NVD
Benghazi 3 May 2012 (swab)	LIB 100/2012	CATTLE, swab, Collected 03/05/2012	POS	Not Applicable
Benghazi 3 May 2012 B (tissue)	LIB 101/2012	CATTLE, epithelium, Collected 03/05/2012	POS	O

NVD - No Virus Detected POS - FMDV Genome Detected NEG - No FMDV Genome Detected FMDVGD - FMDV Genome Detected
SOPs - WRL 026 (PCR), WRL 002 (Cell Culture), WRL 006 (ELISA)

A UKAS accredited testing laboratory No. 4025.

Your Reference	WRL Reference	Description of Sample	PCR Result	Serotyping Result by Cell Culture/ELISA
Benghazi 3 May 2012 C (tissue)	LIB 102/2012	CATTLE, epithelium, Collected 03/05/2012	POS	NVD
Benghazi 3 May 2012 D (tissue)	LIB 103/2012	CATTLE, epithelium, Collected 03/05/2012	POS	NVD

NVD - No Virus Detected POS - FMDV Genome Detected NEG - No FMDV Genome Detected FMDVGD - FMDV Genome Detected
 SOPs - WRL 026 (PCR), WRL 002 (Cell Culture), WRL 006 (ELISA)

A UKAS accredited testing laboratory No. 4025.