




PIRBRIGHT LABORATORY  
Ash Road, Pirbright, Surrey GU24 0NF  
Tel: +44 (0)1483 232441 Fax: +44 (0)1483 232448  
Email: iah@iah.ac.uk  
Website: www.iah.bbsrc.ac.uk

## FMD Detection And Serotyping Results

Lab Reference WRL batch Number: WRLFMD/2012/00013

Sender Details:




Date Received: 13/03/2012

Country of Origin: KUWAIT


Dear Dr Attia Mohamed Samy,

Diagnostics work has now been completed in respect of the samples you submitted and the details are as attached.

Results Approved By:




Official Stamp



Date:

11/4/12 ✓



To help us improve the quality of our service, please send any suggestions or requests to the Reference Laboratory by fax (+44 (0)1483 232621) or email (gareth.shimmon@iah.ac.uk). IAH actively seeks and appreciates feedback, if you would like to offer feedback please complete the WRLFMD survey: <http://www.surveymonkey.com/s/WRLFMD>

## FMD Detection And Serotyping Results Report

INSTITUTE FOR ANIMAL HEALTH

Director: Professor John Fazakerley BSc, MBA, PhD, FRCPath

Lab Reference WRL Batch Number: WRLFMD/2012/00013

Sender  
Details:



PIRBRIGHT LABORATORY

Ash Road, Pirbright,  
Surrey GU24 0NF

Tel: +44 (0)1483 232441

Fax: +44 (0)1483 232448

Email: [iah@iah.ac.uk](mailto:iah@iah.ac.uk)

Website: [www.iah.bbsrc.ac.uk](http://www.iah.bbsrc.ac.uk)

Date Received: 13/03/2012 Country Of Origin: KUWAIT

Date Tests Completed 11/04/2012

Your Reference	WRL Reference	Description of Sample	PCR Result	Serotyping Result by Cell Culture/ELISA
1	KUW 3/2011	CATTLE, epithelium/mouth/tongue, Collected 20/12/2011	POS	O
2	KUW 4/2011	CATTLE, epithelium/mouth/tongue, Collected 20/12/2011	POS	O
3	KUW 5/2011	CATTLE, epithelium/mouth/tongue, Collected 20/12/2011	POS	O
10	KUW 6/2011	CATTLE, epithelial suspension, Collected 20/12/2011	POS	O
4	KUW 7/2011	CATTLE, epithelium/mouth/tongue, Collected 20/12/2011	POS	O
5	KUW 8/2011	CATTLE, epithelium/mouth/tongue, Collected 20/12/2011	POS	O
6	KUW 9/2011	CATTLE, epithelium/mouth/tongue, Collected 27/12/2011	POS	O
7	KUW 10/2011	CATTLE, epithelium/mouth/tongue, Collected 27/12/2011	POS	O
8	KUW 11/2011	CATTLE, epithelium/mouth/tongue, Collected 27/12/2011	POS	O
9	KUW 1/2012	CATTLE, epithelium/mouth/tongue, Collected 07/01/2012	POS	O

NVD - No Virus Detected POS - FMDV Genome Detected NEG - No FMDV Genome Detected FMDVGD - FMDV Genome Detected  
SOPs - WRL 026 (PCR), WRL 002 (Cell Culture), WRL 006 (ELISA)

A UKAS accredited testing laboratory No. 4025.

<b>Your Reference</b>	<b>WRL Reference</b>	<b>Description of Sample</b>	<b>PCR Result</b>	<b>Serotyping Result by Cell Culture/ELISA</b>
11	KUW 2/2012	CATTLE, epithelium/mouth/tongue, Collected 09/02/2012	<b>POS</b>	0
12	KUW 3/2012	CATTLE, epithelium/mouth/tongue, Collected 09/02/2012	<b>POS</b>	0

NVD - No Virus Detected    POS - FMDV Genome Detected    NEG - No FMDV Genome Detected    FMDVGD - FMDV Genome Detected  
SOPs - WRL 026 (PCR), WRL 002 (Cell Culture), WRL 006 (ELISA)

A UKAS accredited testing laboratory No. 4025.