




PIRBRIGHT LABORATORY
Ash Road, Pirbright, Surrey GU24 0NF
Tel: +44 (0)1483 232441 Fax: +44 (0)1483 232448
Email: iah@iah.ac.uk
Website: www.iah.bbsrc.ac.uk

FMD Detection And Serotyping Results

Lab Reference WRL batch Number: WRLFMD/2012/00011

Sender Details:



Date Received: 12/03/2012



Country of Origin: EGYPT

Dear Dr Soheir Hassan Abd El Kader,

Diagnostics work has now been completed in respect of the samples you submitted and the details are as attached.

Results Approved By:

Official Stamp



Date:

4/4/12



To help us improve the quality of our service, please send any suggestions or requests to the Reference Laboratory by fax (+44 (0)1483 232621) or email (gareth.shimmon@iah.ac.uk). IAH actively seeks and appreciates feedback, if you would like to offer feedback please complete the WRLFMD survey: <http://www.surveymonkey.com/s/WRLFMD>


FMD Detection And Serotyping Results Report

INSTITUTE FOR ANIMAL HEALTH

Director: Professor John Fazakerley BSc, MBA, PhD, FRCPath

Lab Reference WRL Batch Number: WRLFMD/2012/00011

Sender
Details:



PIRBRIGHT LABORATORY

Ash Road, Pirbright,
Surrey GU24 0NF

Tel: +44 (0)1483 232441

Fax: +44 (0)1483 232448

Email: iah@iah.ac.uk

Website: www.iah.bbsrc.ac.uk

Date Received: 12/03/2012 Country Of Origin: EGYPT

Date Tests Completed 04/04/2012

Your Reference	WRL Reference	Description of Sample	PCR Result	Serotyping Result by Cell Culture/ELISA
C1349 S/N1	EGY 1/2010	NOT KNOWN, epithelial suspension, Collected 14/10/2010	POS	A
C/347 (1) S/N 2	EGY 2/2010	NOT KNOWN, epithelium, Collected 15/10/2010	POS	A
C/347 (2) S/N 3	EGY 3/2010	NOT KNOWN, epithelium, Collected 15/10/2010	POS	A
C/428 S/N 4	EGY 1/2011	NOT KNOWN, epithelial suspension, Collected 06/01/2011	POS	NVD
C/430 S/N 5	EGY 2/2011	NOT KNOWN, epithelium, Collected 09/01/2011	POS	A
C/459 S/N 6	EGY 3/2011	NOT KNOWN, epithelial suspension, Collected 13/02/2011	POS	NVD
C/462 S/N 7	EGY 4/2011	NOT KNOWN, epithelium, Collected 21/02/2011	POS	NVD
A/881 S/N 8	EGY 5/2011	NOT KNOWN, epithelial suspension, Collected 11/04/2011	POS	A
C/559 S/N 9	EGY 6/2011	NOT KNOWN, epithelial suspension, Collected 21/04/2011	POS	O
C/559 S/N 10	EGY 7/2011	NOT KNOWN, epithelial suspension, Collected 21/04/2011	POS	O

NVD - No Virus Detected POS - FMDV Genome Detected NEG - No FMDV Genome Detected FMDVGD - FMDV Genome Detected

SOPs - WRL 026 (PCR), WRL 002 (Cell Culture), WRL 006 (ELISA)

A UKAS accredited testing laboratory No. 4025.

Your Reference	WRL Reference	Description of Sample	PCR Result	Serotyping Result by Cell Culture/ELISA
C/617 S/N 11	EGY 8/2011	NOT KNOWN, epithelium, Collected 19/05/2011	POS	A
C/673 S/N 12	EGY 9/2011	NOT KNOWN, epithelial suspension, Collected 14/06/2011	POS	A
G/24 S/N 13	EGY 10/2011	NOT KNOWN, epithelium, Collected 13/07/2011	POS	O
R/171 Sample 1 Outbreak 1	EGY 1/2012	NOT KNOWN, epithelial suspension, Collected 08/02/2012	POS	A
R/179 Sample 2 Outbreak 2	EGY 2/2012	NOT KNOWN, epithelial suspension, Collected 17/02/2012	POS	SAT 2
R/179 Sample 3 outbreak 3	EGY 3/2012	NOT KNOWN, epithelial suspension, Collected 18/02/2012	POS	SAT 2
R/193 sample 4	EGY 4/2012	NOT KNOWN, epithelial suspension, Collected 27/02/2012	POS	SAT 2
R/193 Sample 5	EGY 5/2012	NOT KNOWN, epithelial suspension, Collected 27/02/2012	POS	SAT 2
R/187 Sample 6 Outbreak 5	EGY 6/2012	NOT KNOWN, epithelial suspension, Collected 27/02/2012	POS	SAT 2
R/189 Sample 7 Outbreak 6	EGY 7/2012	NOT KNOWN, epithelial suspension, Collected 28/02/2012	POS	NVD
R/205 Sample 8	EGY 8/2012	NOT KNOWN, epithelial suspension, Collected 29/02/2012	POS	NVD
R/203 Sample 9 Outbreak 8	EGY 9/2012	NOT KNOWN, epithelial suspension, Collected 29/02/2012	POS	SAT 2
R/198 sample 6 Outbreak 9	EGY 10/2012	NOT KNOWN, epithelial suspension, Collected 29/02/2012	POS	SAT 2

NVD - No Virus Detected POS - FMDV Genome Detected NEG - No FMDV Genome Detected FMDVGD - FMDV Genome Detected
SOPs - WRL 026 (PCR), WRL 002 (Cell Culture), WRL 006 (ELISA)

A UKAS accredited testing laboratory No. 4025.

Your Reference	WRL Reference	Description of Sample	PCR Result	Serotyping Result by Cell Culture/ELISA
R/208 Sample 11 Outbreak 10	EGY 11/2012	NOT KNOWN, epithelial suspension, Collected 29/02/2012	POS	SAT 2
R/197 Sample 15 outbreak 14	EGY 12/2012	NOT KNOWN, epithelial suspension, Collected 29/02/2012	NEG	NVD
R/214 Sample 12 Outbreak 11	EGY 13/2012	NOT KNOWN, epithelial suspension, Collected 01/03/2012	POS	SAT 2
R/221 Sample 13 Outbreak 12	EGY 14/2012	NOT KNOWN, epithelial suspension, Collected 03/03/2012	POS	SAT 2
R/220 Sample 14 Outbreak 13	EGY 15/2012	NOT KNOWN, epithelial suspension, Collected 04/03/2012	POS	SAT 2

NVD - No Virus Detected POS - FMDV Genome Detected NEG - No FMDV Genome Detected FMDVGD - FMDV Genome Detected
SOPs - WRL 026 (PCR), WRL 002 (Cell Culture), WRL 006 (ELISA)

A UKAS accredited testing laboratory No. 4025.